

71  
YOUNG  
AGILE  
PLAYS  
THE  
TROMPET



Create  
the best



CATALOG 2019  
INTERNATIONAL / ENGLISH



Valid from January 1<sup>st</sup>, 2019.

<https://stomshop.pro>



INSPIRED BY  
NATURE.  
COMMITTED  
TO CREATING  
THE UNIQUE.  
PERFECTED BY  
MANY YEARS  
OF EXPERIENCE.



# CANDULOR. HIGH-END PRODUCTS FOR PROSTHETICS.

---

Our history begins in the heart of Zurich. By the river Limmat »Am Wasser 55«. A sculptor and a businessman by profession – Steen & Zech – founded a tooth factory in 1936. They developed the first esthetic porcelain tooth molds employing a special vacuum firing process.

In only a short space of time, Steen & Zech Zahnfabrik became one of the most renowned manufacturers of teeth in Central Europe. They demonstrated their commitment with revolutionary and top Swiss quality.

Mr Zech sold his shares to Mr Steen and this resulted in the establishment of CANDULOR AG in 1964. Since then, a host of tooth molds and materials have been developed and manufactured.

CANDULOR developed to become a true specialist in prosthetics.



# DISCOVER THE STAY YOUNG COLLECTION STARTING ON PAGE 20.

Young shapes for a new generation

Choose the matching look for  
your »Best Ager« patients.  
Find out more now: [candulor.com](http://candulor.com)



 **PHYSIO  
SELECT  
TCR**



# CONTENT.

## TOOTH LINES

---

### COMPOSITE

PhysioStar® NFC+ teeth .....	12
Working tooth mold guide PhysioStar® NFC+ .....	13
PhysioStar® NFC+ shade guide .....	14
PhysioStar® NFC+ articulation table and tooth molds .....	14

### PORCELAIN

PhysioSet® CT teeth .....	16
Working tooth mold guide PhysioSet® CT .....	17
PhysioSet® CT shade guide .....	17
PhysioSet® CT articulation table and tooth molds .....	18

### RESIN

PhysioSelect® TCR teeth .....	20
Working tooth mold guide PhysioSelect® TCR .....	21
PhysioSelect® TCR shade guide .....	21
PhysioSelect® TCR articulation table and tooth molds .....	22
PhysioSet® TCR teeth .....	24
Working tooth mold guide PhysioSet® TCR .....	25
PhysioSet® TCR shade guide .....	25
PhysioSet® TCR articulation table and tooth molds .....	26
PREFERENCE® teeth .....	28
Working tooth mold guide PREFERENCE® .....	29
PREFERENCE® shade guide .....	29
PREFERENCE® articulation table and tooth molds .....	30

### TOOTH CABINETS

Plexiglass tooth cabinet .....	32
C-Box tooth cabinet .....	32
Tooth cabinet .....	33

## DENTURE BASE MATERIALS

---

AESTHETIC BLUE cold-curing denture base material .....	36
AESTHETIC RED heat-curing denture base material .....	37
AUTOPLAST cold-curing denture base material .....	38
BASEPLAST heat-curing denture base material .....	39
AESTHETIC Color Set Easy Mini .....	40
AESTHETIC Color Set Easy .....	41
AESTHETIC Easy Colors .....	41
AESTHETIC Intensive Colors .....	42
AESTHETIC Intensive Colors Opaque .....	42
AESTHETIC LT Modelling Monomer .....	43
Fibres .....	43

## AUXILIARY MATERIALS

---

Stains for Resin Teeth .....	46
Stains for Resin Teeth finisher .....	46
Stains for Resin Teeth composite .....	46
C-PLAST .....	47
Ultra Tray .....	47
AESTHETIC Wax .....	48
KMG Paste .....	48
KMG Liquid .....	48
AESTHETIC Color Wax .....	49
ISO-K .....	49



## INSTRUMENTS

---

Technical Instrument Set .....	52
Clinical Instrument Set .....	52
Profile compass .....	52
Papillameter .....	52
Rim Former .....	53
Bite fork set .....	53
Artikont articulating ribbon .....	53
ToothScout app .....	54
Sliding caliper .....	54
Modelling instrument.....	54
Stippling instrument .....	54
Alameter .....	55
Ceramic mixing tray .....	55

## DEVICES

---

Articulator CA 3.0 .....	58
Static Pointer .....	59
POLYMASTER .....	60
JST flask .....	61

## REGISTRATION

---

CRS Set 10 .....	64
CRS Set 15 .....	64
CRS Set 20 .....	65
CANDULOR Marker .....	65

## PATIENT PRODUCTS

---

Denture Brush .....	66
---------------------	----

## SWISS SCHOOL OF PROSTHETICS

---

Knowledge connects .....	67
--------------------------	----

CANDULOR DEALERS .....	68
------------------------	----



# TOOTHLINES. DESIGNED TO CAPTURE PEOPLES' IMAGINATION.

---

The CANDULOR tooth lines have always aimed at capturing peoples' imagination. Natural authenticity – with its exceptional esthetics, color stability and function – makes our tooth lines extremely versatile with every material.











## PHYSIOSTAR® NFC+

ADDING THAT EXTRA UNIQUE SURFACE TEXTURE, LAYERING AND COLOR EFFECT.

The greatest advantage of the material, NFC+, is the excellent abrasion resistance, which is significantly greater than that of materials previously used for teeth. The particularly abrasion-resistant NFC+ material was developed to counteract premature wear of teeth and the associated loss of dimension.

### Material


NFC+ is a composite based on a urethane dimethyl acrylate matrix (UDMA matrix) composed of various types and sizes of fillers as well as PMMA clusters. This results in outstanding physical material properties, such as abrasion resistance and breaking strength.






### Layering

Close attention to give a natural appearance has also been a feature of the layering and esthetics. The special new material formula and the newly developed 4 layers have increased color stability in the mouth.

## NANOFILLED COMPOSITE

Composite material with a homogeneous distribution of inorganic fillers and PMMA clusters



-  UDMA matrix
-  Compressed silanized SiO<sub>2</sub>
-  Silanized SiO<sub>2</sub> nanoparticles
-  PMMA clusters
-  Inorganically filled UDMA polymer



## PHYSIOSET® CT

NATURAL ESTHETICS FOR TRUE-TO-LIFE TEETH. THIS TOOTH LINE CANNOT BE RECOGNIZED AS DENTURES.

A naturally esthetic material and elaborate layering technique make this tooth line truly exceptional. Placement of the different layers is still performed manually today and lends this tooth line the personal touch of individuality.

### Material

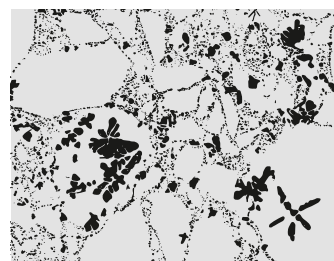
Porcelain is a material with enamel-like light refraction and a long service life. A controlled firing process allows high abrasion resistance, translucency, color fastness and naturalness.



### Layer structure

CANDULOR porcelain teeth are unique with the layered structure. Six different layers and four different characterizations form the basis of the PhysioSet® CT anterior tooth line.

## PROCELAIN

Glass matrix with varying distinctive leucite crystals, which largely determine the hardness of the ceramic



-  Glass matrix
-  Varying leucite crystals (large and small)





## PHYSIOSELECT® TCR

A LARGE VARIETY OF YOUNG, AUTHENTIC MOLDS FOR THAT YOUTHFUL FEELING.

The highly cross-linked TCR material is noted for its impressive material and resistance properties.

### Material


TCR acrylic (TwinCrossedResin) is a highly modified type of polymethyl methacrylate (PMMA) variant in which both the polymer and the matrix are evenly cross-linked. This is done by again cross-linking the previously cross-linked polymer with the matrix in the production process. This ensures optimal abrasion resistance and resistance to plaque.



### Layering

The PhysioSelect® TCR is a special composition of slightly translucent incisal contours with discreet mamelons and marginal ridge effects paired with a lively 4-fold layering and incisal light refraction. The surface structure gives the tooth a natural, youthful refraction of light.

## TWINCROSSEDRESIN

Highly cross-linked PMMA network with increased cross-linking of the polymer chains



 Polymer chains  
 Sporadic cross-linking



## PREFERENCE® ACRYLIC

A PERFECT COMBINATION OF NATURAL ESTHETICS AND MAXIMUM USER-FRIENDLINESS.


The Preference® tooth line is a combination of natural esthetics and user-friendliness. The proven PMMA material allows excellent bonding to prosthetic materials. The teeth have been selected for universal use in partial, full and combination dentures.



### Material

The available PMMA polymers have significant differences in purity, enclosed porosities and contamination. Consistent grain size and molecular weight are also deciding factors in the manufacture of teeth of optimum and consistent quality.

## ACRYLIC

Proven PMMA network with less pronounced cross-linking of the polymer chains



 Polymer chains  
 Sporadic cross-linking



*PHYSIOSTAR® NFC+: Adding that extra unique surface texture, layering and color effect.*

Its special material formula of NanoFilled-Composite® (NFC+) makes PhysioStar® NFC+ so unique – no other CANDULOR tooth line combines esthetic design and functionality more convincingly.



### PHYSIOSTAR® NFC+



Perfection begins where a tooth line feels as natural for the patient as his/her own teeth. This is why we let nature inspire us and investigated the relationship between light and material in great detail: color is created through light, and the overall impression is a complex interplay of numerous factors. Color stability, esthetics and strength those are the strong points of PhysioStar® NFC+.

### CONDYLOFORM® II NFC+



Prof. Dr. A. Gerber established the functional relationship between the shapes of the temporomandibular joints and the teeth and as a result, developed the Condyloform® tooth. The Condyloform® II NFC+ offers optimal anatomical occlusion design with age-appropriate morphological and natural masticatory surfaces. The mortar and pestle principle according to Prof. Dr. A. Gerber, which has proven itself for decades, was also integrated into the masticatory surfaces. This results in autonomous chewing stability as the palatal cusp of the maxillary teeth engages into the opposing central fossa of the mandibular tooth.

### BONARTIC® II NFC+



The occlusion morphology of the lower posterior teeth stands in relation to the condyle path so that the inclination of the cusp measures 30° for protrusion and 20° for laterotrusion. The inclination of the occlusal plane (Spee, Wilson) can be arranged individually and reliably with the Bonartic® II NFC+. It is the most important stabilizing element for every prosthetic restoration. The teeth were optimized in terms of a natural tooth to two-tooth relationship. The anatomically designed cusp incline allows perfect interplay between the incisal and grinding effects.





## WORKING TOOTH MOLD GUIDE WITH ANTERIOR AND POSTERIOR TOOTH MOLDS

The aluminum »working tooth mold guide« is composed of 15 maxillary and 5 mandibular sets as well as the two occlusion concepts Condyliform® II NFC+ and Bonartic® II NFC+. The guide serves to help select molds for the individual assessment and design of dentures in daily routine.

### ORDERING DETAILS

#### **PHYSIOSTAR® NFC+**

##### **Product**

PHYSIOSTAR® NFC+

Anterior teeth

CONDYLOFORM® II NFC+

Posterior teeth

BONARTIC® II NFC+

Posterior teeth

#### **SHADE RANGE**

**12 CANDULOR shades:** J0, J1, J2, J3, M1, M2, M3, M4, M5, S1, S2, S3

**16 A–D shades:** A1, A2, A3, A3.5, A4, B1, B2, B3, B4, C1, C2, C3, C4, D2, D3, D4

**2 Bleach shades:** BL2, BL4

Teeth can only be supplied as complete sets!

Please note: when ordering the teeth, please state the mold, shade and material.

#### **Working tooth mold guide**

**PHYSIOSTAR® NFC+ 1 item**

Art. no.	Product
664547	PHYSIOSTAR® NFC+ A1
664548	PHYSIOSTAR® NFC+ A2
681801	PHYSIOSTAR® NFC+ A3
681802	PHYSIOSTAR® NFC+ A3.5
681803	PHYSIOSTAR® NFC+ M1
681804	PHYSIOSTAR® NFC+ M2

#### **PHYSIOSTAR® NFC+**

15 upper and 5 lower anterior tooth molds

#### **CONDYLOFORM® II NFC+**

1 upper and 1 lower posterior tooth mold

#### **BONARTIC® II NFC+**

1 upper and 1 lower posterior tooth mold

#### **PHYSIOSTAR® NFC+**

1 Tooth mold guide (paper)



## PHYSIOSTAR® NFC+ A–D SHADES SHADE GUIDE



The PhysioStar® NFC+ A–D Shades shade guide allows you to determine the 16 A–D and the 2 Bleach shades BL2 and BL4 simply and reliably. The shade tabs are made of NFC+ material and are color-matched to the NFC+ tooth line.

The PhysioStar® NFC+ A–D Shades shade guide serves to determine the shade of:

- > PhysioStar® NFC+ anteriors
- > Condylform® II NFC+ posteriors
- > Bonartic® II NFC+ posteriors

## PHYSIOSTAR® NFC+ CANDULOR SHADES SHADE GUIDE



The PhysioStar® NFC+ CANDULOR Shades shade guide allows you to determine the 12 CANDULOR shades simply and reliably. The shade tabs are made of NFC+ material and are color-matched to the NFC+ tooth line.

The PhysioStar® NFC+ CANDULOR Shades shade guide serves to determine the shade of:

- > PhysioStar® NFC+ anteriors
- > Condylform® II NFC+ posteriors
- > Bonartic® II NFC+ posteriors

## ORDERING DETAILS

### PHYSIOSTAR® NFC+ A–D Shades Shade guide 1 item

Art. no.	Product
661483	PHYSIOSTAR® NFC+ A–D Shades Shade guide

### PHYSIOSTAR® NFC+ CANDULOR Shades Shade guide 1 item

Art. no.	Product
641152	PHYSIOSTAR® NFC+ CANDULOR Shades Shade guide

### PHYSIOSTAR® NFC+ Tooth mold guide with articulation table (free of charge) 1 item

Art. no.	Product
662564	PHYSIOSTAR® NFC+ Tooth mold guide with articulation table (free of charge)

## PHYSIOSTAR® NFC+ (NANOFILLED COMPOSITE+) TOOTH MOLD GUIDE WITH ARTICULATION TABLE

### ARTICULATION TABLE

PHYSIOSTAR® NFC+		CONDYLOFORM® II NFC+	BONARTIC® II NFC+	PHYSIOSTAR® NFC+		CONDYLOFORM® II NFC+	BONARTIC® II NFC+
UPPER JAW ANTERIORS	LOWER JAW ANTERIORS	UPPER AND LOWER JAW POSTERIORS	UPPER AND LOWER JAW POSTERIORS	UPPER JAW ANTERIORS	LOWER JAW ANTERIORS	UPPER AND LOWER JAW POSTERIORS	UPPER AND LOWER JAW POSTERIORS
<b>DELICATE</b>				<b>VIGOROUS</b>			
550	992 996*	34	02	770	992 994*	34	02
552	990 992*	34	02	772	992 994*	36 38	04 06
554	992 996*	34 36	02 04	774	996 998*	36 38	04 06
556	996 998*	34 38	04 06	776	996 998*	36 38	04 06
<b>UNIVERSAL</b>				<b>INDIVIDUAL</b>			
660	990 992*	34 36	02 04	880	992 994*	36	04
662	992 994*	34 36	02 04	882	994 996*	36 38	04 06
664	992 994*	34 36	02 04	884	994 998*	38	06
666	996 998*	36 38	04 06				

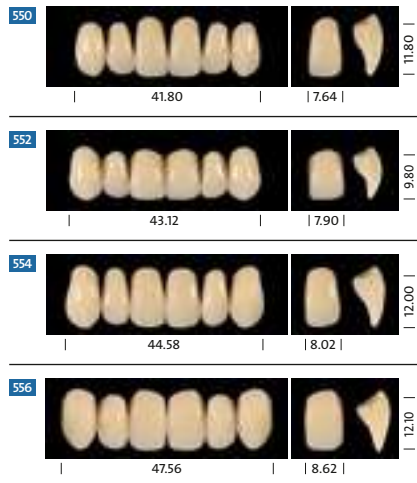
\* These molds are suitable for the Gerber set-up technique (Condylform® II NFC+).



## TOOTH MOLDS

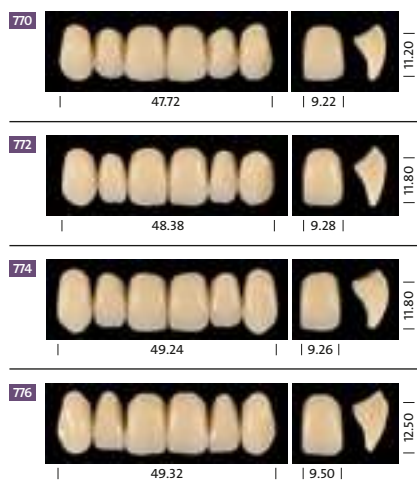
PHYSIOSTAR® NFC+  
UPPER JAW ANTERIORS

## DELICATE

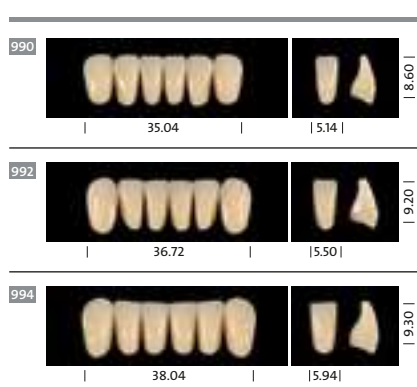


## UPPER JAW ANTERIORS

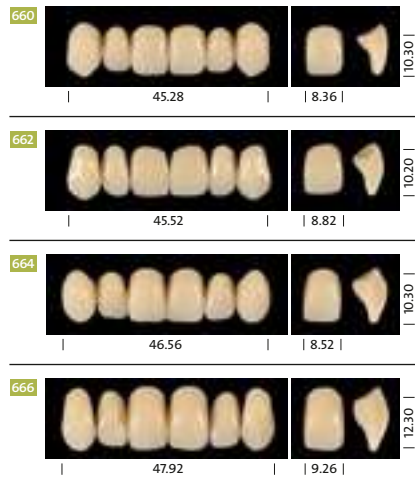
## VIGOROUS



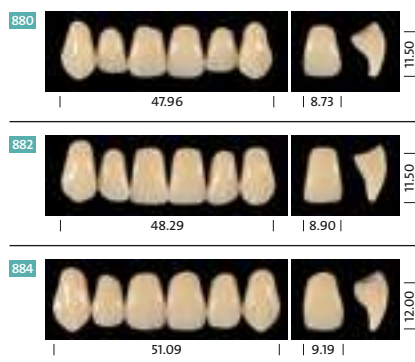
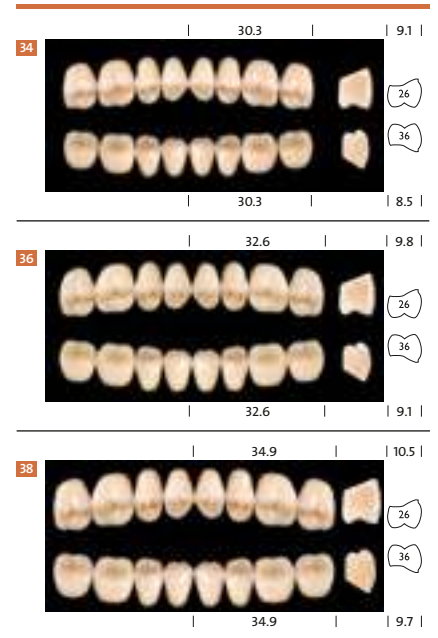
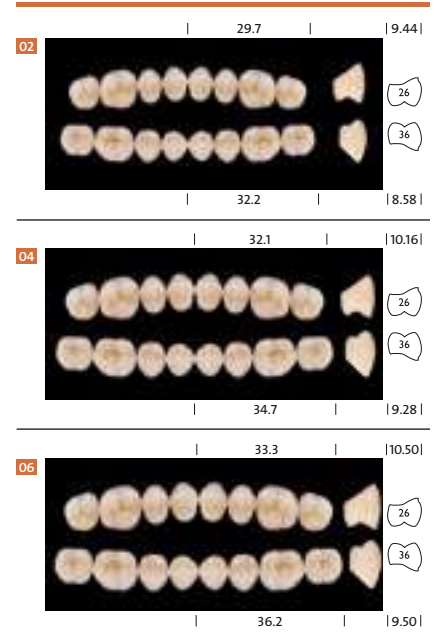
## LOWER JAW ANTERIORS



## UNIVERSAL



## INDIVIDUAL

CONDYLOFORM® II NFC+  
UPPER AND LOWER JAW POSTERIORSBONARTIC® II NFC+  
UPPER AND LOWER JAW POSTERIORS

Dimensions in mm



*PHYSIOSET® CT: Natural esthetics for true-to-life teeth. This tooth line cannot be recognized as dentures.*

A naturally esthetic material and elaborate layering technique make this tooth line truly exceptional. Placement of the different layers is still performed manually today and lends this tooth line the personal touch of individuality. CANDULOR remains loyal to this material and its history and continues to offer porcelain teeth as an alternative in contrast to many other manufacturers.



## PHYSIOSET® CT



CANDULOR porcelain teeth are unique in their layer design. Six different layers and four different characterizations form the basis of the PhysioSet® CT anterior tooth line.

A controlled firing process and permanent quality controls assure a consistently high level of material and color quality.

## CONDYLOFORM® CT



The Condyloform® CT by CANDULOR offers optimal anatomical occlusion design with age-appropriate morphological and natural masticatory surfaces.

- > Tooth to tooth relationship
- > Condyle theory according to Prof. Dr. A. Gerber
- > Lingualized occlusion
- > Joint-related guidance
- > Autonomous chewing stability

## BONARTIC® CT



The Bonartic® CT combines the physiological laws of nature and the esthetic-morphological demands to create a perfect tooth.

- > Tooth to two-tooth relationship
- > ABC contacts – functional/ balance-sided/centric
- > Condyle-path-related guidance – protrusion 30°, laterotrusion 20°





## WORKING TOOTH MOLD GUIDE WITH ANTERIOR AND POSTERIOR TOOTH MOLDS

The aluminum »working tooth mold guide« is composed of 18 maxillary and 6 mandibular sets as well as the two occlusion concepts Condyliform® CT and Bonartic® CT. The guide serves to help select molds for the individual assessment and design of dentures in daily routine.

## PHYSIOSET® CT SHADE GUIDE



The PhysioSet® CT shade guide allows you to determine the 10 CANDULOR shades simply and reliably. The shade tabs are made of original ceramic material which ensures shade conformity with the tooth sets.

The PhysioSet® CT shade guide serves to determine the shade of:

- > PhysioSet® CT anteriors
- > Condyliform® CT posteriors
- > Bonartic® CT posteriors

## ORDERING DETAILS

### PHYSIOSET® CT

#### Product

PHYSIOSET® CT

Anterior teeth

CONDYLOFORM® CT

Posterior teeth

BONARTIC® CT

Posterior teeth

### SHADE RANGE

10 CANDULOR shades: J0, J1, J2, J3, M1, M2, M3, M4, S1, S2

Teeth can only be supplied as complete sets!

Please note: when ordering the teeth, please state the mold, shade and material.

### Working tooth mold guide

#### PHYSIOSET® CT 1 item

Art. no.	Product
662356	PHYSIOSET® CT J0
681793	PHYSIOSET® CT J2
681794	PHYSIOSET® CT M1
681795	PHYSIOSET® CT M2

#### PHYSIOSET® CT

18 upper and 6 lower anterior tooth molds

#### CONDYLOFORM® CT

1 upper and 1 lower posterior tooth mold

#### BONARTIC® CT

1 upper and 1 lower posterior tooth mold

#### PHYSIOSET® CT

1 Tooth mold guide (paper)

### PHYSIOSET® CT Shade guide 1 item

Art. no.	Product
503457	PHYSIOSET® CT Shade guide

### PHYSIOSET® CT Tooth mold guide with articulation table (free of charge)

#### 1 item




Art. no.	Product
662561	PHYSIOSET® CT Tooth mold guide with articulation table (free of charge)



## PHYSIOSET® CT

## TOOTH MOLD GUIDE WITH ARTICULATION TABLE

## ARTICULATION TABLE

PHYSIOSET® CT		BONARTIC® CT	CONDYLOFORM® CT	PHYSIOSET® CT		BONARTIC® CT	CONDYLOFORM® CT
UPPER JAW ANTERIORS	LOWER JAW ANTERIORS	UPPER AND LOWER JAW POSTERIORS	UPPER AND LOWER JAW POSTERIORS	UPPER JAW ANTERIORS	LOWER JAW ANTERIORS	UPPER AND LOWER JAW POSTERIORS	UPPER AND LOWER JAW POSTERIORS
							
203	82	04 06	35 36	332	80 82	02	34
204	83	04 06	36	333	53 82	04 06	35
232	81	04	35	342	52	02	34
233	82 83	06	36	343	53	04	35
262	52	02 05	34	452	53 82	04 06	35
263	53	04	35				
264	53	04 06	35 37				
302	80 81	02	34	224	83	06	36
303	81 82	06	35	423	81 82	02 05	34
304	82 83	06	36	424	82	04 06	35 37

## TOOTH MOLDS

## PHYSIOSET® CT

## UPPER JAW ANTERIORS

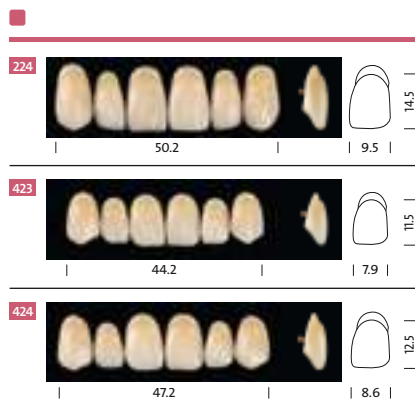
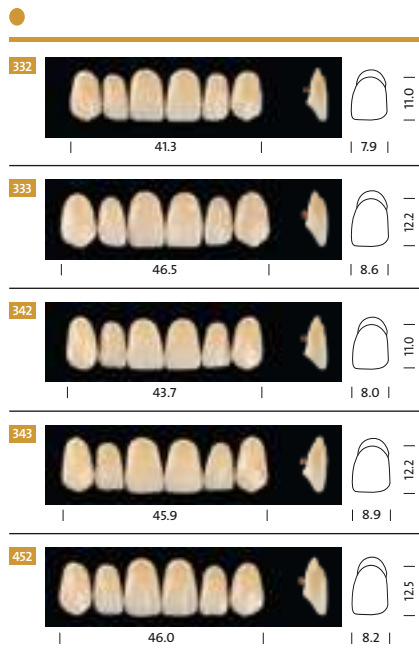
The image displays 12 sets of dental mold data, arranged in a 4x3 grid. Each set includes a photograph of a dental arch, a corresponding diagram of the arch, and three numerical measurements. The measurements are: 1) The length of the arch (in mm), 2) The width of the arch at the molars (in mm), and 3) The width of the arch at the incisors (in mm). The sets are labeled with numbers in the top left corner of each photo.

Set	Length (mm)	Molar Width (mm)	Incisor Width (mm)
203	46.4	8.9	13.4
204	49.2	9.3	14.6
232	43.8	8.0	12.2
233	47.1	8.7	13.7
262	42.2	8.1	11.9
263	44.8	8.5	11.7
264	48.0	9.0	12.1
302	42.6	8.1	12.0
303	45.7	8.7	12.7
304	48.3	9.0	13.5

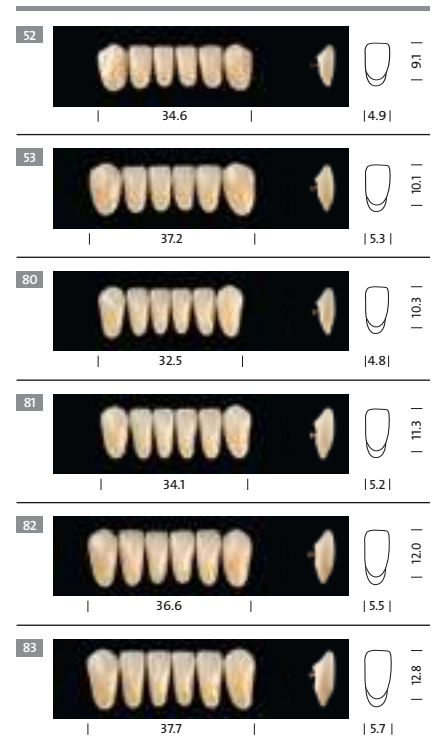


### PHYSIOSET® CT

#### UPPER JAW ANTERIORS

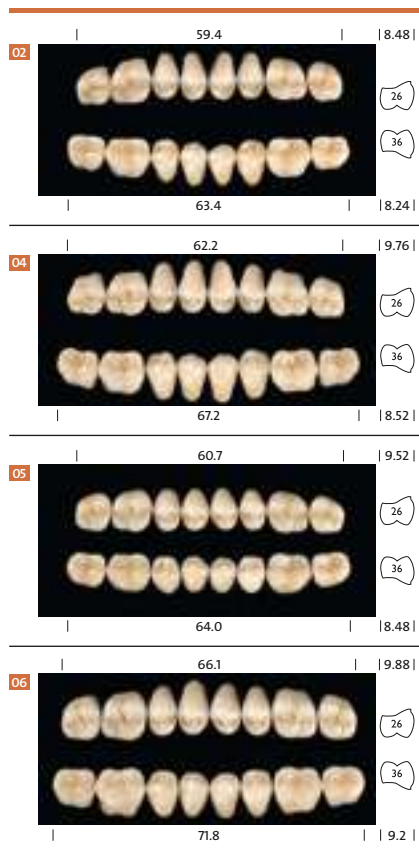


### LOWER JAW ANTERIORS



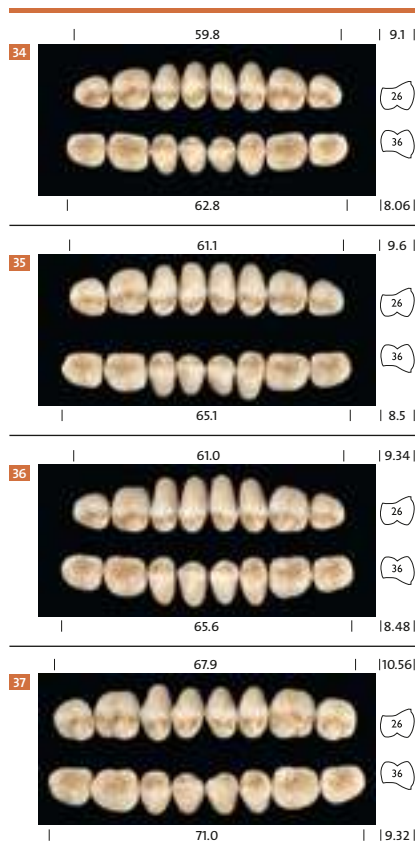
### BONARTIC® CT

#### UPPER AND LOWER JAW POSTERiors



### CONDYLOFORM® CT

#### UPPER AND LOWER JAW POSTERiors



Dimensions in mm



**PHYSIOSELECT® TCR:**  
*a large variety of  
 young, authentic molds  
 for that new feeling.*

The fresh, youthful design of the PhysioSelect® TCR was developed from the origin of proven tooth molds. The teeth, which are designed in Switzerland, are made of the reliable TwinCrossedResin material.



## PHYSIOSELECT® TCR



The PhysioSelect® TCR is a special composition of slightly translucent incisal contours with discreet mamelons and translucent marginal ridge effects paired with a lively 4-fold layering and incisal light refraction.

The surface structure does not resemble any other tooth line. A fine microstructure with horizontal growth grooves and a striking macrostructure with vertical ridges, grooves and fine openings gives the tooth a natural youthful light refraction.

## BONSELECT TCR



The new posterior BonSelect TCR tooth was created to match the PhysioSelect® TCR – a posterior tooth with an occlusion concept that can be used multi-functionally for the most common setup systems.

Whether tooth-to-tooth or tooth-to-two-tooth, the BonSelect TCR has a bi-functional tooth geometry that makes both setup systems possible. Simplified centric determination through defined contact points leads to an easily adjustable occlusion.

## ORDERING DETAILS

### PHYSIOSELECT® TCR

#### Product

PHYSIOSELECT® TCR

Anterior teeth

BONSELECT TCR

Posterior teeth

### SHADE RANGE

16 A–D shades: A1, A2, A3, A3.5, A4, B1, B2, B3, B4, C1, C2, C3, C4, D2, D3, D4

2 Bleach shades: BL2, BL4

Teeth can only be supplied as complete sets!

Please note: when ordering the teeth, please state the mold, shade and material.





## WORKING TOOTH MOLD GUIDE WITH ANTERIOR AND POSTERIOR TOOTH MOLDS

The aluminum »working tooth mold guide« is composed of 18 maxillary and 4 mandibular sets as well as the multifunctional occlusion concept BonSelect TCR. The guide serves to help select molds for the individual assessment and design of prosthetics in daily routine.

## PHYSIOSELECT® TCR SHADE GUIDE



The 16 A–D and 2 bleach shades BL2 and BL4 can be selected quickly and easily with the PhysioSelect® TCR shade guide. The shade tabs are made of original TCR material which ensures shade conformity with the tooth sets.

The PhysioSelect® TCR shade guide is used to determine the shade of:

- > PhysioSelect® TCR anteriors
- > BonSelect TCR posteriors

### ORDERING DETAILS

#### *Working tooth mold guide PHYSIOSELECT® TCR 1 item*

Art. no.	Product
701749	PHYSIOSELECT® TCR A2
701871	PHYSIOSELECT® TCR A3

PHYSIOSELECT® TCR  
18 upper and 4 lower anterior tooth molds

BONSELECT TCR  
2 upper and 2 lower posterior tooth molds

PHYSIOSELECT® TCR  
1 Tooth mold guide (paper)

#### *PHYSIOSELECT® TCR Shade guide 1 item*

Art. no.	Product
699320	PHYSIOSELECT® TCR Shade guide

#### *PHYSIOSELECT® TCR Tooth mold guide with articulation table (free of charge) 1 item*

Art. no.	Product
701880	PHYSIOSELECT® TCR Tooth mold guide with articulation table (free of charge)



## PHYSIOSELECT® TCR (TWINCROSSED RESIN)

### TOOTH MOLD GUIDE WITH ARTICULATION TABLE

#### ARTICULATION TABLE

PHYSIOSELECT® TCR		BONSELECT TCR	BONARTIC® TCR	PHYSIOSELECT® TCR		BONSELECT TCR	BONARTIC® TCR
UPPER JAW ANTERIORS	LOWER JAW ANTERIORS	UPPER AND LOWER JAW POSTERIORS	UPPER AND LOWER JAW POSTERIORS	UPPER JAW ANTERIORS	LOWER JAW ANTERIORS	UPPER AND LOWER JAW POSTERIORS	UPPER AND LOWER JAW POSTERIORS
<b>DELICATE</b>				<b>VIGOROUS</b>			
560	62 64	04 06	04 06	780	60	04	04
562	66	04 06	04 06	782	62 64	06 08	06 08
564	60	02 04	02 04	784	60	02 04	02 05
566	62 64	04 06	04 06	786	62 64	04	04
<b>UNIVERSAL</b>				788	66	04 06	04 06
670	62 64	04 06	04 06	790	62 64	06 08	06 08
672	62 64	04 06	04 06	792	66	06 08	06 08
674	66	06 08	06 08				
676	62 64	06 08	06 08				
678	66	06 08	06 08				
680	60	02 04	02 05				
682	62 64	04	04 05				

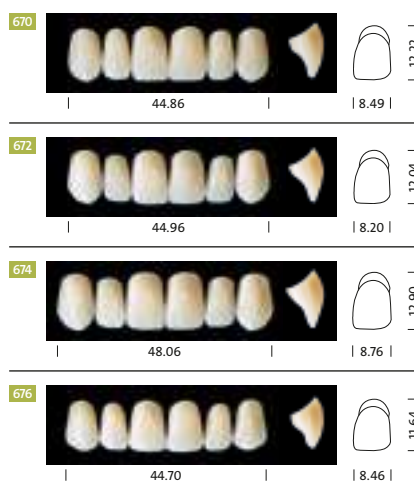
#### TOOTH MOLDS

##### PHYSIOSELECT® TCR UPPER JAW ANTERIORS

###### DELICATE



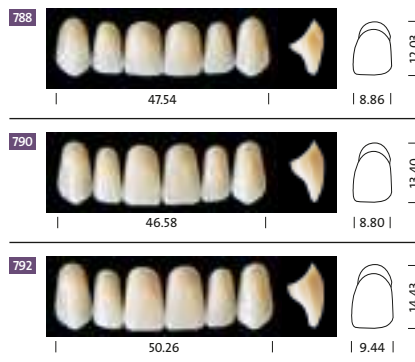
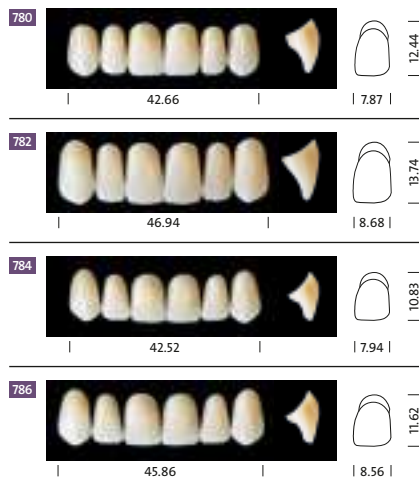
###### UNIVERSAL



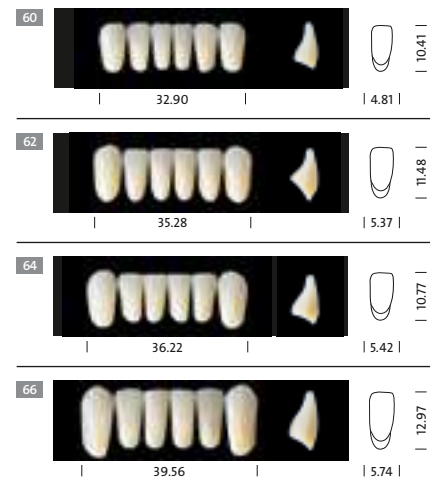


## UPPER JAW ANTERIORS

## VIGOROUS

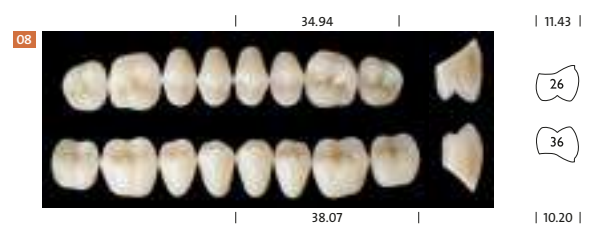
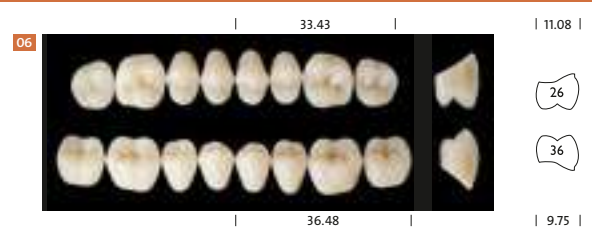
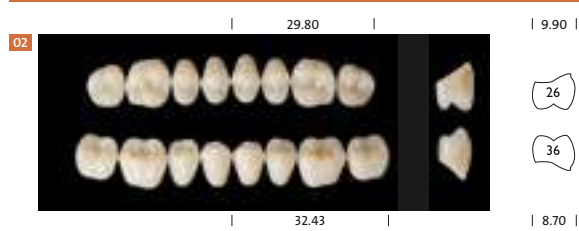


## LOWER JAW ANTERIORS



## BONSELECT TCR

## UPPER AND LOWER JAW POSTERIORS



Dimensions in mm



*PHYSIOSET® TCR: Exceptional variety of type-specific tooth molds and a very special surface profile.*

Resin does not necessarily equal resin. As proven by CANDULOR with the TCR tooth line. The variety of molds results in a balanced assortment of type-specific tooth molds. The well cross-linked TCR (Twin-crossedresin) material is noted for its impressive material and resistance properties.

A special manufacturing process produces a doubly cross-linked bond between matrix and pre-cross-linked polymer, which ensures optimal abrasion resistance, good bonding to the prosthetic material, color stability and resistance to plaque.



## PHYSIOSET® TCR



The outstanding appearance is achieved by the multi-layer process, life-like layering and the natural surface profile. With its two shade systems and the combination with excellent material properties, the TCR tooth line is suitable for both full dentures as well as partial and combined dentures.

## BONARTIC® TCR



The Bonartic® TCR combines the physiological laws of nature and the esthetic-morphological demands to create a perfect tooth.

- > Tooth to two-tooth relationship
- > ABC contacts – functional/ balance-sided/centric
- > Condyle-path-related guidance – protrusion 30°, laterotrusion 20°

## ORDERING DETAILS

### PHYSIOSET® TCR

#### Product

PHYSIOSET® TCR  
Anterior teeth  
BONARTIC® TCR  
Posterior teeth

#### SHADE RANGE

9 CANDULOR shades: J1, J2, J3, M1, M2, M3, M4, S1, S2

16 A–D shades: A1, A2, A3, A3.5, A4, B1, B2, B3, B4, C1, C2, C3, C4, D2, D3, D4

2 Bleach shades: BL2, BL4

Teeth can only be supplied as complete sets!

Please note: when ordering the teeth, please state the mold, shade and material.





## WORKING TOOTH MOLD GUIDE WITH ANTERIOR AND POSTERIOR TOOTH MOLDS

The aluminum »working tooth mold guide« is composed of 22 maxillary and 8 mandibular sets as well as the occlusion concept Bonartic® TCR. The guide serves to help select molds for the individual assessment and design of dentures in daily routine.

## PHYSIOSET® TCR SHADE GUIDE



The PhysioSet® TCR shade guide combines two shade systems. The most popular shades – 9 CANDULOR and 11 A–D shades – can be determined simply and reliably. The shade tabs are made of original TCR material which ensures shade conformity with the tooth sets.

The PhysioSet® TCR shade guide serves to determine the shade of:

- > PhysioSet® TCR anteriors
- > Bonartic® TCR posteriors

## ORDERING DETAILS

### *Working tooth mold guide*

**PHYSIOSET® TCR** 1 item

Art. no.	Product
662357	PHYSIOSET® TCR A1
681796	PHYSIOSET® TCR A2
681797	PHYSIOSET® TCR A3
681798	PHYSIOSET® TCR A3.5
681799	PHYSIOSET® TCR J1
681800	PHYSIOSET® TCR J2

### **PHYSIOSET® TCR**

22 upper and 8 lower anterior tooth molds

### **BONARTIC® TCR**

1 upper and 1 lower posterior tooth mold

### **PHYSIOSET® TCR**

1 Tooth mold guide (paper)

### *PHYSIOSET® TCR Shade guide* 1 item

Art. no.	Product
555342	PHYSIOSET® TCR Shade guide

### *PHYSIOSET® TCR Tooth mold guide with articulation table (free of charge)*

1 item




Art. no.	Product
662567	PHYSIOSET® TCR Tooth mold guide with articulation table (free of charge)



## PHYSIOSET® TCR (TWINCROSSED RESIN)






















### TOOTH MOLD GUIDE WITH ARTICULATION TABLE

#### ARTICULATION TABLE

PHYSIOSET® TCR		BONARTIC® TCR	CONDYLOFORM® II NFC+	PHYSIOSET® TCR		BONARTIC® TCR	CONDYLOFORM® II NFC+
UPPER JAW ANTERIORS	LOWER JAW ANTERIORS	UPPER AND LOWER JAW POSTERIORS	UPPER AND LOWER JAW POSTERIORS	UPPER JAW ANTERIORS	LOWER JAW ANTERIORS	UPPER AND LOWER JAW POSTERIORS	UPPER AND LOWER JAW POSTERIORS
							
203	82	04 06	36 38	332	80 82	02 05	34
204	83 84	04 06	36 38	333	53 82	04 06	34 36
232	81	04	34	342	52	02 05	34 36
233	82 83	06 08	36 38	343	53	04 05	34 36
234	83	06 08	38	353	53 83	04 06	36 38
262	52	02 05	34	452	53 82	04 06	36 38
263	53	04 05	34 36				
264	53 54	04 06	34 36				
302	80 81	02 05	34	213	54 84	06 08	38
303	81 82	06 08	36 38	224	83	06 08	38
304	82 83	06 08	36 38	423	81 82	02 05	34 36
				424	82	04 06	36 38
				425	81 83	06 08	36 38

#### TOOTH MOLDS

##### PHYSIOSET® TCR UPPER JAW ANTERIORS

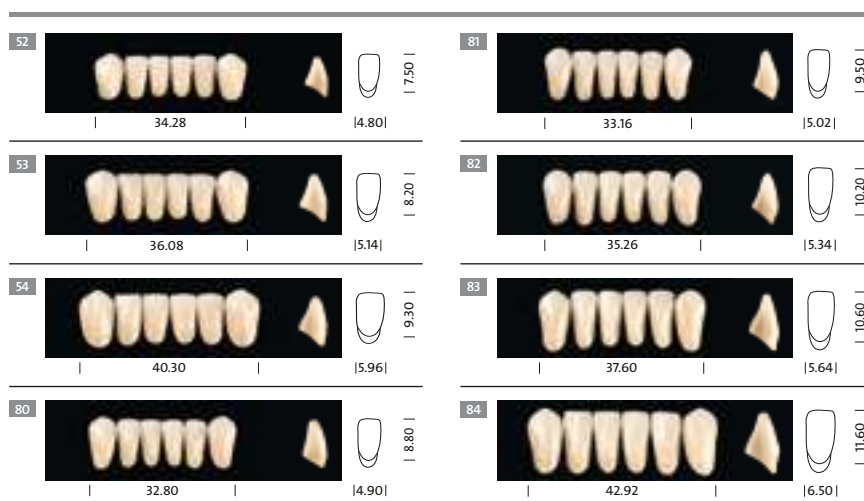
203			45.40	8.72	11.00	234			49.66	9.04	11.80	302			40.88	7.82	9.80
204			48.72	9.32	12.40	262			43.04	8.26	9.60	303			45.06	8.66	10.50
232			42.90	8.16	10.00	263			46.86	8.80	10.00	304			47.82	8.94	11.30
233			47.38	8.72	11.50	264			47.78	8.90	10.00						



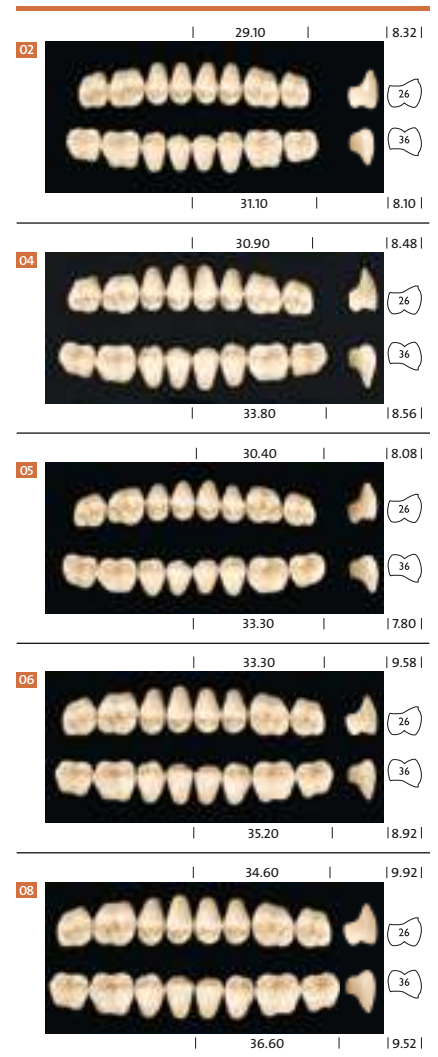
**PHYSIOSET® TCR**  
UPPER JAW ANTERIORS



**LOWER JAW ANTERIORS**



**BONARTIC® TCR**  
UPPER AND LOWER JAW POSTERIORS





*PREFERENCE® Acrylic: The perfect combination of natural esthetics and ultimate user-friendliness.*

The proven acrylic material allows excellent bonding to prosthetic materials, for example, to the natural AESTHETIC resins by CANDULOR. The teeth have been selected for universal use in partial, full and combination dentures.



## PREFERENCE® ACRYLIC ANTERIORS



The naturalness of the teeth is created by the three-layered, authentic shade design. The diversity in shapes ensures that you can choose the appropriate tooth for your patient and thus underline his/her personality.

## PREFERENCE® ACRYLIC POSTERIOURS



The posterior teeth are easy to position owing to their defined centricity. Due to the functionally designed occlusion surface, these can be used multi-functionally for the most common positioning philosophies.

## ORDERING DETAILS

### PREFERENCE® Acrylic

#### Product

PREFERENCE® Acrylic  
Anterior teeth

PREFERENCE® Acrylic  
Posterior teeth

### SHADE RANGE

**16 A–D shades:** A1, A2, A3, A3.5, A4, B1, B2, B3, B4, C1, C2, C3, C4, D2, D3, D4

**2 Bleach shades:** BL2, BL4

Teeth can only be supplied as complete sets!

Please note: when ordering the teeth, please state the mold, shade and material.

It is not possible to obtain additional molds or credit for opened sets.





## WORKING TOOTH MOLD GUIDE WITH ANTERIOR AND POSTERIOR TOOTH MOLDS

The aluminum »working tooth mold guide« is composed of 15 maxillary and 5 mandibular sets as well as a Preference® Acrylic maxillary and mandibular posterior mold each. The guide serves to help select molds for the individual assessment and design of dentures in daily routine.

## PREFERENCE® ACRYLIC SHADE GUIDE



The Preference® Acrylic shade guide serves the selection of all 18 tooth shades of the Preference® Acrylic tooth line. You can now determine the tooth shade which matches your patient best individually from the 16 A–D shades. The integration of the two Bleach shades BL2 and BL4 extends the shade spectrum for the selection of very bright tooth shades depending on the wishes of your patients.

The Preference® Acrylic shade guide serves to determine the shade of:

- > Preference® Acrylic anteriors
- > Preference® Acrylic posteriors

### ORDERING DETAILS

#### *Working tooth mold guide* **PREFERENCE® Acrylic 1 item**

Art. no.	Product
662361	PREFERENCE® Acrylic A1
681805	PREFERENCE® Acrylic A2
681806	PREFERENCE® Acrylic A3
681807	PREFERENCE® Acrylic A3.5

PREFERENCE® Acrylic  
15 upper and 5 lower anterior tooth molds

PREFERENCE® Acrylic  
1 upper and 1 lower posterior tooth mold

PREFERENCE® Acrylic  
1 Tooth mold guide (paper)

#### *PREFERENCE® Acrylic Shade guide* *1 item*

Art. no.	Product
636869	PREFERENCE® Acrylic Shade guide

#### *PREFERENCE® Acrylic Tooth mold guide with articulation table (free of charge)* *1 item*


Art. no.	Product
662566	PREFERENCE® Acrylic Tooth mold guide with articulation table (free of charge)



## PREFERENCE®

## TOOTH MOLD GUIDE WITH ARTICULATION TABLE

## ARTICULATION TABLE

PREFERENCE® UPPER JAW ANTERIORS	LOWER JAW ANTERIORS	PREFERENCE® UPPER AND LOWER JAW POSTERIORS
		
310	130 140	800
320	150	840 880
330	110 150	840
340	140 150	840 880
350	150 160	840 880

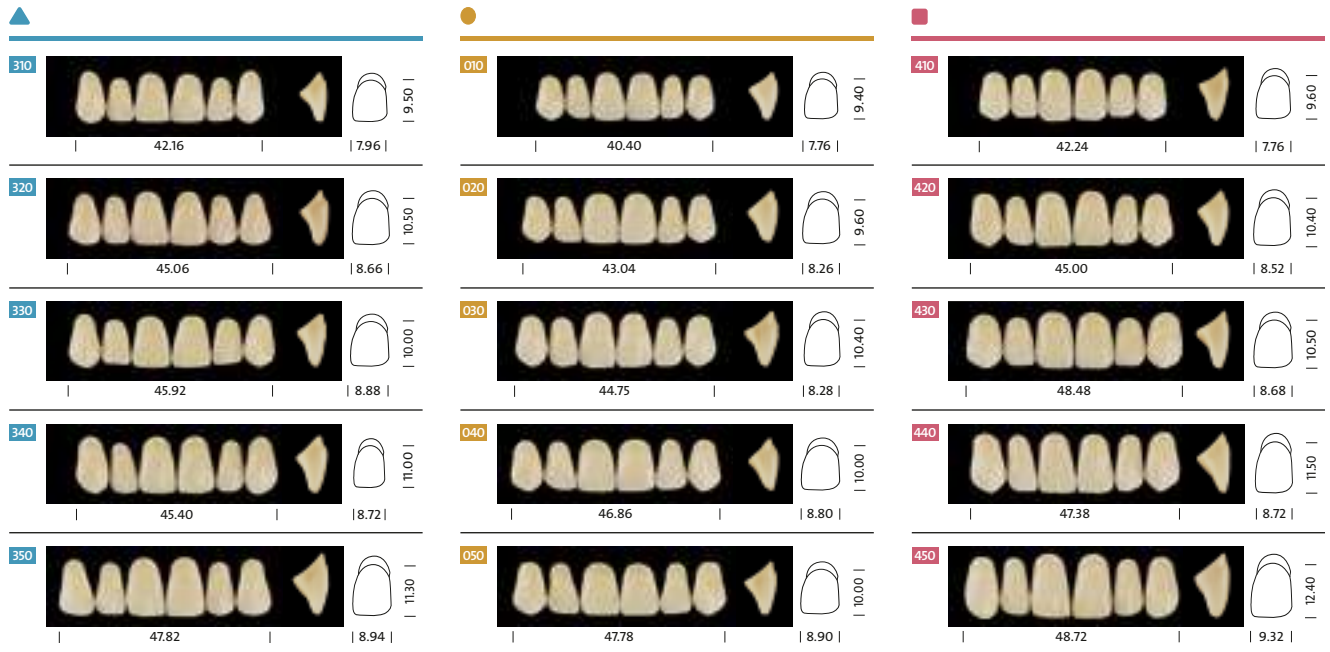
PREFERENCE® UPPER JAW ANTERIORS	LOWER JAW ANTERIORS	PREFERENCE® UPPER AND LOWER JAW POSTERIORS
		
010	130	800
020	130	800
030	150	840 880
040	110 150	840
050	110 150	840 880
		
410	140	800
420	150	840 880
430	160	880
440	140 150	880
450	160	880



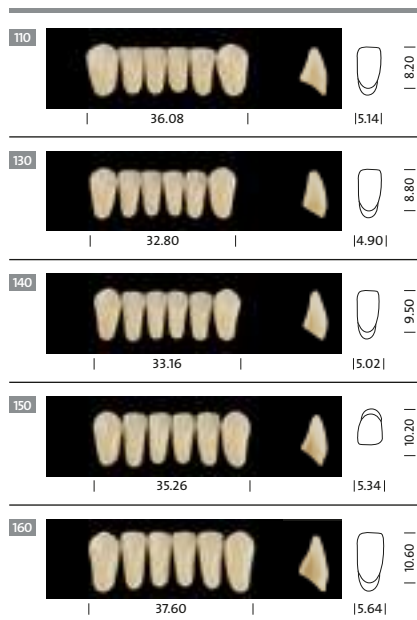
## TOOTH MOLDS

## PREFERENCE®

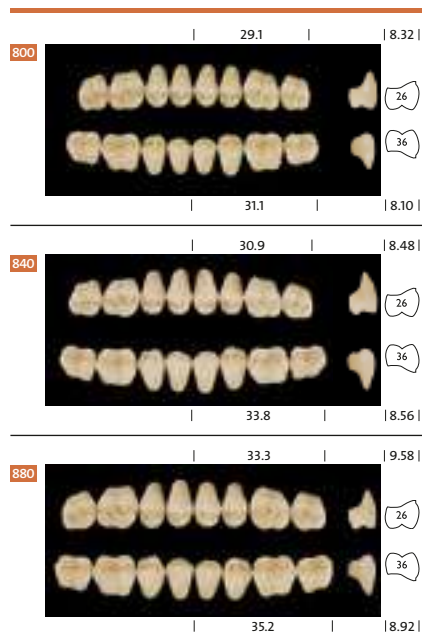
## UPPER JAW ANTERIORS



## LOWER JAW ANTERIORS



## UPPER AND LOWER JAW POSTERIORS



Dimensions in mm





## PLEXIGLASS TOOTH CABINET FOUR DRAWERS

A space can always be found for this handy 4-drawer tooth cabinet made of plexiglass. With 2 inserts each for 33 anterior sets of teeth and 2 inserts each for 22 posterior sets of teeth, this storage unit ensures that 110 sets of teeth are always within easy reach.

## C-BOX TOOTH CABINET FOUR DRAWERS



The C-Box design consists resistant powder-coated aluminum. The tooth cabinet with its 4 sturdy drawers provides space for up to 220 sets of teeth and can be stacked. The plastic inserts allow optimal presentation of the tooth sets so that the right set is always within easy reach. The label slots make it easy to label the handles. Clarity and functionality thus simplify finding the right set of teeth as well as the managing of tooth stocks.

### ORDERING DETAILS

#### *Plexiglass tooth cabinet 1 item*

Art. no.	Product
681813	Plexiglass tooth cabinet with 4 drawers 31 × 23 × 9.5 cm (L/W/H)
590501	Inserts, transparent, for anterior sets (max. 33)
664546	Inserts, transparent, for PHYSIOSTAR® NFC+ / PHYSIOSELECT® TCR anterior sets (max. 27)
590502	Inserts, transparent, for posterior sets (max. 22)

#### *C-Box tooth cabinet 1 item*

Art. no.	Product
681814	C-Box tooth cabinet with 4 drawers 11 × 7.5 × 40 cm (H/W/D)
590501	Inserts, transparent, for anterior sets (max. 33)
664546	Inserts, transparent, for PHYSIOSTAR® NFC+ / PHYSIOSELECT® TCR anterior sets (max. 27)
590502	Inserts, transparent, for posterior sets (max. 22)



## TOOTH CABINET SIX DRAWERS

---



The silver-colored sturdy metal housing makes for an attractive design in combination with the 6 red plastic drawers. The tooth cabinet is supplied with 3 inserts each for 90 anterior sets of teeth and 3 inserts each for 60 posterior sets of teeth, thus providing storage for 450 sets of teeth.

### ORDERING DETAILS

#### *Tooth cabinet 1 item*

Art. no.	Product
681812	Tooth cabinet with 6 drawers 43 × 44 × 15 cm (L/W/H)
541651	Inserts, white, for anterior sets (max. 90)
541652	Inserts, white, for posterior sets (max. 60)





# RESINS FOR DENTURES. THE MATERIAL DENTURES ARE MADE FROM.

---

Every person has his/her very own natural gingiva. To replicate this as realistically as possible, our path led from transparent resins to specific semi-opaque pigmentation of the CANDULOR denture base materials which refract and reflect incident light, thus making artificial gums appear in natural pink tones.

When artificial appearance cannot be distinguished from natural appearance, that is when we have achieved our goal. A broad range of shades with numerous hues gives us the opportunity of creating perfect customized mixtures for every customer.









## AESTHETIC BLUE

### COLD-CURING DENTURE BASE MATERIAL

---



Cold-curing AESTHETIC BLUE excels in particular through its outstanding flow and modelling properties. This assures simple and reliable processing by both the cast and packing technique, even in case of two or more saddles. Different opaque shades, pink transparent and clear are available.

#### Inspiring features

- > Semi-opaque pigmentation
- > Excellent flow characteristics
- > No air bubbles
- > Outstanding fit
- > Durable shape and color for years
- > Physiological colors

#### ORDERING DETAILS

##### **AESTHETIC BLUE: polymer (powder)**

1 item

Art. no.	Quantity	Shade
672693	100 g	0
672694	100 g	1
672695	100 g	3
672696	100 g	5
672697	100 g	34
672701	500 g	0
672702	500 g	1
672703	500 g	3
672704	500 g	5
672705	500 g	34

##### **AESTHETIC BLUE: monomer (liquid)**

1 item

Art. no.	Quantity
674265	150 ml
674266	500 ml

##### **AESTHETIC BLUE and RED Shade guide**

1 item

Art. no.	Product
681022	AESTHETIC BLUE and RED Shade guide

## AESTHETIC BLUE

### SHADE GUIDE

---

#### Shade range

- 0 Clear
- 1 Soft Pink – transparent, not veined
- 3 Natural Pink – semiopaque, veined
- 5 Pink – transparent, veined
- 34 Original Pink – semiopaque, veined





## AESTHETIC RED

### HEAT-CURING DENTURE BASE MATERIAL

---



RED – the AESTHETIC heat-curing polymer displays the entire spectrum of the harmonious CANDULOR color system. This gives the option of recreating the natural perfection of the gingiva. Different opaque shades, pink transparent and clear are available. Processing, shape and color stability are standard for heat-curing denture base materials.

#### Inspiring features

- > Outstanding fit
- > Physiological colors
- > Low residual monomer content
- > Wide range of polymerization variants
- > Color stability
- > Simple handling
- > Semi-opaque pigmentation

#### ORDERING DETAILS

##### *AESTHETIC RED: polymer (powder)*

1 item

Art. no.	Quantity	Shade
672706	100 g	0
672707	100 g	1
672708	100 g	3
672709	100 g	5
672710	100 g	34
672714	500 g	0
672715	500 g	1
672716	500 g	3
672717	500 g	5
672718	500 g	34

##### *AESTHETIC RED: monomer (liquid)*

1 item

Art. no.	Quantity
674267	150 ml
674268	500 ml

##### *AESTHETIC BLUE and RED Shade guide*

1 item

Art. no.	Product
681022	AESTHETIC BLUE and RED Shade guide

## AESTHETIC RED

### SHADE GUIDE

---

#### Shade range

- 0 Clear
- 1 Soft Pink – transparent, not veined
- 3 Natural Pink – semiopaque, veined
- 5 Pink – transparent, veined
- 34 Original Pink – semiopaque, veined





## AUTOPLAST

### COLD-CURING DENTURE BASE MATERIAL

---



#### ORDERING DETAILS

##### *AUTOPLAST: polymer (powder) 1 item*

Art. no.	Quantity	Shade
672723	100 g	5
672724	100 g	6
672725	100 g	34
672726	500 g	5
672727	500 g	6
672728	500 g	34

##### *AUTOPLAST: monomer (liquid) 1 item*

Art. no.	Quantity
674269	150 ml
674270	500 ml

##### *AUTOPLAST and BASEPLAST Shade guide 1 item*

Art. no.	Product
681074	AUTOPLAST and BASEPLAST Shade guide

#### Let it flow

AUTOPLAST was developed specially for the overcast and flask technique. This cold-curing polymer is distinguished by its outstanding flow properties.

#### Modelling made easy

The flow phase was set at about 3 minutes. After a transient phase of 5 to 6 minutes, the material can be modeled for a further 3 minutes. This means that several saddles can be worked easily and correctly with the casting method.

#### Inspiring features

- > Simple handling
- > Excellent flow and modelling properties
- > Long working time

## AUTOPLAST

### SHADE GUIDE

---

#### Shade range

- 5 Pink – transparent, veined
- 6 Pink – transparent, not veined
- 34 Original Pink – semiopaque, veined





## BASEPLAST

### HEAT-CURING DENTURE BASE MATERIAL

---



#### ORDERING DETAILS

##### *BASEPLAST: polymer (powder) 1 item*

Art. no.	Quantity	Shade
672729	500 g	5
672730	500 g	6
672731	500 g	34

##### *BASEPLAST: monomer (liquid)*

1 item

Art. no.	Quantity
674271	500 ml

##### *AUTOPLAST and BASEPLAST*

*Shade guide 1 item*

Art. no.	Product
681074	AUTOPLAST and BASEPLAST Shade guide

#### Simply uncomplicated

The heat-curing polymer BASEPLAST was developed to provide an easy processing option without problems. Particularly noteworthy is the extremely short swelling time and the adequate working time. The swelled dough does not stick and offers good pressing behavior.

#### Inspiring features

- > Outstanding fit
- > Natural shade effect
- > Color stability
- > Simple handling
- > Low residual monomer content

## BASEPLAST

### SHADE GUIDE

---

#### Shade range

- 5 Pink – transparent, veined
- 6 Pink – transparent, not veined
- 34 Original Pink – semiopaque, veined





## ORDERING DETAILS

**AESTHETIC Color Set Easy Mini 1 set**

Art. no.	Product
676792	3 × 100 g AESTHETIC BLUE Polymer (shades 53, 55, 57), 150 ml AESTHETIC BLUE LT Modelling Monomer, 1 Glass pipette, 1 Shade guide, 2 Instructions for use, 1 Step by Step folder
676794	3 × 100 g AESTHETIC RED Polymer (shades 53, 55, 57), 150 ml AESTHETIC RED LT Modelling Monomer, 1 Glass pipette, 1 Shade guide, 2 Instructions for use, 1 Step by Step folder

**AESTHETIC Color Set Easy Shade guide 1 item**

Art. no.	Product
681073	AESTHETIC Color Set Easy Shade guide



## AESTHETIC COLOR SET EASY MINI FOR BEGINNERS

---

Whether HOT or COLD, this compact starter solution with three ready-mixed shades – analog to the AESTHETIC Color Wax range – allows the dental technician to easily, and above all quickly, produce individual pigmentation of the gingiva.

**Inspiring applications**

- > Time-savings through premixed colors
- > Matches CANDULOR AESTHETIC denture materials
- > Characterization pattern

## AESTHETIC COLOR SET EASY SHADE GUIDE

---

**Shade range**

- 34 Original Pink – semiopaque, veined
- 53 Whitish Pink – opaque, not veined
- 55 Reddish Pink – opaque, not veined
- 57 Brownish Purple Pink – opaque, not veined



## AESTHETIC COLOR SET EASY FOR INDIVIDUALISTS



AESTHETIC BLUE



AESTHETIC RED

Every patient is an individual, and this should be reflected by the dentures. Customized for the patient to give a natural and unmistakable authenticity.

4 different color hues allow individual pigmentation of the gingiva, easily and quickly. The incident light is refracted by the semi-opaque pigmentation and reflects. This gives the pink of the artificial gingiva a particularly natural look.

## AESTHETIC EASY COLORS FOR CHARACTERIZATION

To make individual characterization even simpler and quicker, the premixed colors were developed in three shades. For naturalness, shade 53 should be used for the marginal gingiva, shade 55 for the fixed gingiva and shade 57 for the alveolar mucosa. They are available as heat- and cold-curing polymer.



### Inspiring applications

- > Time-savings through premixed colors
- > Matches CANDULOR AESTHETIC denture materials

### Shade range

- 53 Whitish Pink – opaque, not veined
- 55 Reddish Pink – opaque, not veined
- 57 Brownish Purple Pink – opaque, not veined

## ORDERING DETAILS

### AESTHETIC Color Set Easy 1 set

Art. no.	Product
676793	4×100 g AESTHETIC BLUE Polymer (shades 34, 53, 55, 57), 150 ml AESTHETIC BLUE Monomer, 150 ml AESTHETIC BLUE LT Modelling Monomer, 8×15 g AESTHETIC Intensive Colors (shades white, blue, pink, red, orange, brown, black and yellow), 1×15 g AESTHETIC Intensive Colors Opaque, 1 Tin of fibres, 1 Shade guide, 1 Ceramic mixing tray, 1 Modelling Instrument, 1 Glass pipette, 2 Instructions for use, 1 Step by Step folder
676795	4×100 g AESTHETIC RED Polymer (shades 34, 53, 55, 57), 150 ml AESTHETIC RED Monomer, 150 ml AESTHETIC RED LT Modelling Monomer, 8×15 g AESTHETIC Intensive Colors (shades white, blue, pink, red, orange, brown, black and yellow), 1×15 g AESTHETIC Intensive Colors Opaque, 1 Tin of fibres, 1 Shade guide, 1 Ceramic mixing tray, 1 Modelling Instrument, 1 Glass pipette, 2 Instructions for use, 1 Step by Step folder

### AESTHETIC Easy Colors:

#### AESTHETIC BLUE polymer (powder)

1 item

Art. no.	Quantity	Shade
672698	100 g	53
672699	100 g	55
672700	100 g	57

### AESTHETIC Easy Colors:

#### AESTHETIC RED polymer (powder)

1 item

Art. no.	Quantity	Shade
672711	100 g	53
672712	100 g	55
672713	100 g	57



## AESTHETIC INTENSIVE COLORS

### INDIVIDUALIZATION OF THE GINGIVA

---



AESTHETIC Intensive Colors for the pigmentation of CANDULOR denture base materials for individual, esthetic work. You can create very special accents with the color pigments, which can be dissolved in the monomer. As special as your patient.

#### Inspiring applications

- > Difference from gingiva not visible
- > Gingiva can be individually shaded to suit the patient

## AESTHETIC INTENSIVE COLORS OPAQUE

### GREATER OPACITY

---



This highly concentrated pigment is mixed as additional powder in small amounts to the AESTHETIC denture base material to achieve greater opacity. Another indication is the covering of thin acrylic layers in the cervical regions of the teeth and over metal parts.

#### Inspiring applications

- > Greater opacity is achieved when customizing the denture base
- > This reduces the visibility of metal parts, which is particularly beneficial in the case of partial or implant dentures
- > Can be mixed with PMMA resins
- > The powder dissolves easily and mixes well, thus ensuring simple handling
- > The AESTHETIC Intensive Colors Opaque was specially formulated for use with CANDULOR AESTHETIC materials
- > Can be mixed with heat- and cold-curing polymers

*Characterization with  
AESTHETIC BLUE and  
AESTHETIC RED*





## AESTHETIC LT MODELLING MONOMER

### MORE TIME FOR CHARACTERIZATION



To obtain a longer modelling phase, you can use the AESTHETIC LT Modelling Monomer to organize your working time better and prevent the denture base material from drying out. It is ideally suited for use with AESTHETIC Intensive Colors.

#### Inspiring applications

- > The denture base material offers enhanced modelling characteristics due to its smooth consistency
- > This results in simpler handling when characterizing denture base materials
- > Available for heat- and cold-curing polymers

## FIBRES

### »VEINING« OF RESINS FOR DENTURES

The red fibres are incorporated into the denture base materials. This gives the gingiva a »veined« appearance and the dentures look natural.



## ORDERING DETAILS

### AESTHETIC Intensive Colors 1 item

Art. no.	Quantity	Shade
674555	15 g	□ snow white
674556	15 g	■ ocean blue
674557	15 g	■ true pink
674558	15 g	■ purpur red
674559	15 g	■ sunny orange
674560	15 g	■ mystic brown
674561	15 g	■ dark shadow
674562	15 g	■ bright light

### AESTHETIC Intensive Colors Opaque 1 item

Art. no.	Quantity
674563	15 g

### AESTHETIC BLUE LT Modelling Monomer (cold-curing) 1 item

Art. no.	Quantity
674253	150 ml

### AESTHETIC RED LT Modelling Monomer (heat-curing) 1 item

Art. no.	Quantity
674254	150 ml

### Fibres 1 item

Art. no.	Quantity
680284	0.5 g



1. Soft ■ 53
2. Medium ■ 53 ■ 55
3. Strong ■ 53 ■ 55 ■ 57
4. Individual ■ 53 ■ 55 ■ 57  
+ Intensive Colors



# AUXILIARY MATERIALS. SPECIALISTS NEED THE RIGHT TOOLS.

---

Our vision is to create a design which is equal to nature.  
We give dental technicians the tools to exploit the full  
range of options and to excel – like a musician composing  
a new melody.









## STAINS FOR RESIN TEETH CHARACTERIZATION OF TEETH



The Stains for Resin Teeth are light-curing resins for the characterization of composite (NFC+), TCR and other PMMA teeth.

### Inspiring applications

- > More intensive colors, therefore more economical to use
- > Easy adaption through proven consistency of the paste
- > Easy handling and targeted application via presentation in a syringe with corresponding tip
- > Ready-to-use shades
- > Wide range of nuances in shade by mixing colors
- > High abrasion resistance
- > Low plaque adhesion

## STAINS FOR RESIN TEETH FINISHER SURFACE PROTECTION



Stains for Resin Teeth finisher serves to protect the characterized surfaces and can be used for minor shape corrections. For this purpose, a coating of finisher with a thickness of 0.1 mm – max. 2 mm is applied.

## STAINS FOR RESIN TEETH COMPOSITIVE COMPOSITE MATERIAL



Stains for Resin Teeth composite is a micro-filled bonding agent for optimum bonding with veneering composite materials. It is used as a bonding material for mold modifications and shade characterizations of the CANDULOR teeth TCR, Preference® and NFC+.

### ORDERING DETAILS

#### *Stains for Resin Teeth 1 set*

Art. no.	Product
662442	Stains for Resin Teeth set complete 10 x 1 ml Characterizing stains, 1 x 1 ml clear, 1 x 2 ml composite, 1 x 2.5 g finisher, 20 Needles, 1 Instructions for use

#### *Stains for Resin Teeth 1 item*

Art. no.	Quantity	Shade
611004	1 ml	clear
611005	1 ml	white
611006	1 ml	blue
611007	1 ml	red
611008	1 ml	yellow
611009	1 ml	black
611010	1 ml	orange
611011	1 ml	grey
611012	1 ml	mahogany
611013	1 ml	maroon
611014	1 ml	ivory

#### *Stains for Resin Teeth finisher 1 item*

Art. no.	Quantity
681069	2.5 g

#### *Stains for Resin Teeth composite 1 item*

Art. no.	Quantity
611015	2 ml

#### *Needles 1 pack*

Art. no.	Product
662443	Needles refill pack (contents 20 needles)



## C-PLAST SELF-CURING TRAY MATERIAL

---



The C-PLAST is a cold-curing precision tray material in white and shade 34 with high dimensional stability.

### Indications

- > Registration plates
- > Custom impression trays
- > Precision plates for bite rims
- > Preparing base plates

### Inspiring applications

- > Short mixing time of 20–25 seconds
- > Ready to use immediately with no sticking
- > Easy removal of surplus material
- > Working time 5 minutes
- > Exact fit
- > Does not lift off the model
- > Good contrast with most impression materials
- > Clean appearance of colors

## ORDERING DETAILS

### *C-PLAST: polymer (powder) 1 item*

Art. no.	Quantity	Shade
672719	500 g	white
672722	500 g	34

### *C-PLAST: monomer (liquid) 1 item*

Art. no.	Quantity
674272	500 ml

### *Ultra Tray 1 item*

Art. no.	Product
662441	Ultra Tray 50 Plates with liner, CANDULOR shade 34

## ULTRA TRAY LIGHT-CURING TRAY MATERIAL

---



The light catalyst allows the user ample handling time before the material hardens. Most of the light-curing devices available on the market can be used for polymerization.

### Indications

- > Custom impression trays
- > Registration plates
- > Base plates for bite rims
- > Base plates for trying in full and partial dentures
- > Check bites for framework try-ins

### Inspiring applications

- > Good dimensional stability
- > High flexural strength
- > Exact fit
- > Can be polymerized with most light-curing devices
- > Uniform layer thickness
- > Can be polished with pumice stone
- > Stable when stored
- > Suitable for maxillary and mandibular applications

<https://stomshop.pro>



## AESTHETIC WAX EVERYDAY AND MODELLING WAX

---



### EVERYDAY WAX AESTHETIC WAX SOFT

AESTHETIC Wax SOFT is noted for its special consistency. Work in test laboratories has highlighted the unusual pliability and the flow properties of this wax.

#### Inspiring features

- > Stained in shade 34
- > Especially pliable
- > Ideal flow properties
- > Good modelling properties
- > Easily reduced

### MODELLING WAX AESTHETIC WAX MEDIUM + HARD

AESTHETIC Wax is a special modelling wax in shade 34 for setting up dentures, available in two different degrees of hardness.

#### Inspiring features

- > No distortion even during a prolonged try-in in the mouth
- > High degree of hardness and solidification point
- > Minimal shrinkage
- > Optimal modelling properties
- > Stained in shade 34

## KMG PASTE HIGH-GLOSS POLISHING PASTE

---



KMG Paste is a high-gloss polishing paste for denture acrylics and metals. It is easily washed off and particularly economical to use.

#### Inspiring applications

- > Precise application is possible due to presentation as paste
- > Economical in use, therefore long-lasting
- > Multifunctional use

## KMG LIQUID HIGH-GLOSS POLISHING LIQUID

---

The liquid KMG Liquid is a universal high-gloss polishing liquid for denture acrylics and metals.

#### Inspiring applications

- > A faster high gloss result can be achieved.
- > The product is easier to dose because it is not quite as fluid; thus providing a higher yield.
- > KMG Liquid is a homogeneous liquid, therefore making it easier to use.
- > It has a fresher color and a more pleasant aroma.

#### Indications

- > High-gloss polishing of resin or composite veneers
- > High-gloss polishing of resin saddles and resin parts of a prosthesis
- > Metal restorations (e.g. inlays, onlays, cast crowns, etc.)

#### Contraindications

- > Pre-polishing
- > Compensation of major scratches and grooves
- > Polishing of ceramic work and zirconium
- > Application directly in the mouth





## AESTHETIC COLOR WAX

### CHARACTERIZATION OF WAX DENTURES



In order to make individual characterization of the wax model simpler and faster for the dental technician, we offer 3 ready-mixed modelling waxes similar to the AESTHETIC Color Set Easy.

To design a natural wax try-in, shade 53 should be used for the marginal gingiva, shade 55 for the fixed gingiva and shade 57 for the alveolar mucosa.

#### Inspiring features

- > Matches CANDULOR AESTHETIC denture materials
- > Very hard wax with low shrinkage
- > Gives the patient the feeling of the final product during the wax try-in
- > High-gloss through polishing

## ISO-K

### SEPARATING LIQUID



ISO-K is an alginate-based separating liquid with a proven success record. It is ideally suited for isolating denture base materials, i.e. PMMA resins of all kinds and plaster. This applies to both heat- and cold-curing polymers.

#### Application

- > Isolation of plaster against resin

#### Inspiring applications

- > Excellent separation
- > Readily absorbed into the plaster
- > Very fine separating film

## ORDERING DETAILS

### AESTHETIC Wax 1 item

Art. no.	Quantity	Product
662466	500 g	AESTHETIC Wax Soft
662467	2500 g	AESTHETIC Wax Soft
662468	500 g	AESTHETIC Wax Medium
662469	500 g	AESTHETIC Wax Hard

### KMG Paste 1 item

Art. no.	Quantity
686162	100 ml

### KMG Liquid 1 item

Art. no.	Quantity
693113	500 ml

### AESTHETIC Color Wax 1 item

Art. no.	Quantity	Product
662473	3 × 8 g	AESTHETIC Color Wax Set

### ISO-K blue 1 item

Art. no.	Quantity
559537	500 ml
559538	1000 ml
559539	5000 ml

### ISO-K pink 1 item

Art. no.	Quantity
559540	500 ml
559541	1000 ml
559542	5000 ml



# INSTRUMENTS. CLASSICS FOR EFFICIENT AND PRECISE WORK.

---

CANDULOR instruments are practical aids to simplify daily routine. Matched to meet the needs of dental technicians and dentists they fully support high levels of commitment.









## TECHNICAL INSTRUMENT SET AUXILIARY SET FOR PROSTHETIC RESTORATION

---



The Technical Instrument Set contains all the implements needed for high-grade full dentures.

### Content

- > 1 Sliding caliper
- > 1 Papillameter
- > 1 Profile compass
- > 1 Rim Former
- > 1 Bite fork
- > 1 Modelling instrument
- > 1 Artikont articulating ribbon

## CLINICAL INSTRUMENT SET AUXILIARY SET FOR DENTISTS AND PROSTHODONTISTS

---



The Clinical Instrument Set is specifically designed for dentists and prosthodontists to facilitate their everyday work.

### Content

- > 1 Bite fork set
- > 1 Sliding caliper
- > 1 Papillameter
- > 1 Rim Former
- > 1 CRS Set 10

## PROFILE COMPASS TRACING THE CONTOUR OF THE ALVEOLAR RIDGE

---



The outline drawn on the plaster base ensures correct placement of the teeth as the contour is still easily identified even after the wax template has been applied.

### Inspiring application

- > Marks the course of the alveolar ridge on the model

## PAPILLAMETER DETERMINATION OF THE LENGTH OF THE UPPER LIP

---



The lip closure line is one of the most important parameters especially when determining the length of the anteriors. The Papillameter provides the ideal tool for determining the length of the upper lip and thus the lip closure line.

### Inspiring applications

- > Accurate reading of lip length
- > Simple determination of the length of the anteriors
- > Sterilizable



## RIM FORMER MELTING WAX RIMS




The parallelism of the maxillary and mandibular wax bite is one of the most important prerequisites for correct bite registration. Uniform melting of the maxillary and mandibular bites is necessary, in particular for the parallelism of the wax rims to the Camper's plane.

### Inspiring features

- > Angled edge on the metal plate defines the dorsal height by applying to the Tuber maxillae
- > Special openings at the rear end facilitate the discharge of melted wax
- > Well-insulated handle

## BITE FORK SET CHECKING THE OCCLUSAL PLANE



The proven bite fork is available in a set with four vertical pins that can be unscrewed. The various planes can be clearly defined with the vertical pins and the rubber band. One of the most important parameters in prosthetics is the parallelism between the occlusal plane and Camper's plane or the bipupillary line. Additional reference planes

such as the Frankfurt horizontal plane and the axial-orbital plane are also easily determined. The bite fork set is a reliable instrument for checking the correct position of the occlusal plane.

### Inspiring features

- > Easy to use
- > Sterilizable

## ARTIKONT ARTICULATING RIBBON FOR CHECKING OCCLUSION



The Artikont articulating ribbon is a double-sided marking articulating ribbon made of silk for checking occlusion on the model.

### Inspiring features

- > Available in three colors
- > High tear resistance
- > Marks repeatedly
- > Easy handling
- > Precision marking/clear marking

## ORDERING DETAILS

### Instrument Set 1 set

Art. no.	Product
662464	Technical Instrument Set
662465	Clinical Instrument Set

### Profile compass 1 item

Art. no.	Product
662454	Profile compass

### Papillameter 1 item

Art. no.	Product
662448	Papillameter

### Rim Former 1 item

Art. no.	Product
662450	Rim Former

### Bite fork set 1 set

Art. no.	Product
662453	Bite fork set

### Bite fork set Individual components

Art. no.	Product	Unit
662451	Bite fork	1 item
662452	Vertical pins	1 pack of 4 items

### Artikont articulating ribbon 1 item

Art. no.	Product
662458	Artikont articulating ribbon blue (silk) 80 mµ
662459	Artikont articulating ribbon green (silk) 80 mµ
662461	Artikont articulating ribbon red (silk) 80 mµ



## TOOTHSCOUT APP

WWW.TOOTHSCOUT.COM

---



The app is an aid for dentists, dental technicians and prosthodontists, which facilitates the selection of tooth molds. This allows selection of suitable, esthetic teeth with a natural look for every patient.

**And it is so simple:** measure the width of the alar base using a sliding caliper, enter the data in the ToothScout app and choose from a variety of tooth molds. We give you the correct references of maxillary molds to mandibular molds and the matching posterior teeth. Whether tooth-to-two-tooth or tooth-to-tooth setup, everything is available. The tooth lines PhysioStar® NFC+, PhysioSelect® TCR and PhysioSet® TCR are all stored.

The selected tooth molds can be saved under the created patient profile and the order enquiry can be sent directly from the app to the selected dealer by e-mail.

## SLIDING CALIPER

### SELECTING ANTERIOR SETS

---



The sliding caliper can be used to determine the PhysioStar® NFC+, PhysioSelect® TCR, PhysioSet® TCR and PhysioSet® CT anterior sets.

## MODELLING INSTRUMENT

### MODELLING THE DENTURE'S GINGIVA

---



The handmade tips are well suited for modelling the denture's gingiva or the precise placing of wax and denture base material.

## STIPPLING INSTRUMENT

### PROCESSING THE SURFACE TEXTURE

---




The unique shape of the tungsten carbide stippling bur is exceptionally well suited for processing the surface texture of the denture's gingiva. It carefully carves the resin when forming the lip flange and achieves a natural surface structure.



## ALAMETER

### DETERMINING THE ANTERIOR SET



The Alameter is an aid for assessing the suitable anterior set of the PhysioSet® TCR, PhysioSet® CT and PhysioStar® NFC+ tooth lines.

Many years of experience have shown that the alinasal width gives an indication of the original position of the canines and thus simplifies selection of the appropriate tooth set in edentulous patients.

The Alameter measures the width of the nose and calculates the most appropriate set of anteriors.

#### Inspiring features

- > Easy to use
- > Fast selection of anterior tooth set
- > Can be used for the PhysioStar® NFC+, PhysioSet® TCR and PhysioSet® CT tooth lines

## ORDERING DETAILS

### ToothScout app (free of charge in the App Store)

#### Product

ToothScout iPhone app  
ToothScout iPad app

### Sliding caliper 1 item

#### Art. no. Product

662449 Sliding caliper

### Modelling instrument 1 item

#### Art. no. Product

662455 Modelling instrument

### Stippling instrument 1 pack

#### Art. no. Product

662456 Stippling instrument (6 items)

### Alameter 1 item

#### Art. no. Product

662447 Alameter

### Ceramic mixing tray 1 item

#### Art. no. Product

662463 Ceramic mixing tray

## CERAMIC MIXING TRAY FOR MIXING RESINS



The mixing tray in high-quality ceramic has 10 bowls for mixing resins plus a further four small bowls which can be used as monomer reservoirs and for handling the fibres.

#### Inspiring applications

- > Specially designed for mixing resins
- > The deeper bowls make mixing the resin particularly straight-forward
- > Extremely smooth and scratch-proof surface – hardened resin is easily removed
- > The sharp edges of the small bowls make it easy to scrape off the brush



# DEVICES. DESIGNED TO GIVE THE BEST RESULTS.

---

The CANDULOR devices give dental technicians the opportunity for best processing of the CANDULOR materials and to create fabrications of the highest quality.









Synchronisation of your CANDULOR Articulator CA 3.0 with Splitex® on Artex-Carbon and ADESSOSPLIT® is now possible with Mälzer Dental.

If you are interested, please contact the Mälzer Dental Service Hotline +49 5033 9630990 or visit the following web site: [www.maelzer-dental.de](http://www.maelzer-dental.de).



## ARTICULATOR CA 3.0

### THE NAVIGATOR – NATURAL PROSTHETICS THROUGH THREE-DIMENSIONAL MOVEMENT

The challenge of creating highly esthetic patient work also calls for a natural function of the restoration. The CA 3.0 simulates the natural conditions of the jaw joint and thus offers excellent navigation for daily work.

The articulator excels through its double cone shape of the guided joint section. The technical construction of the articulator is designed to simulate three-dimensional natural movements, and these, in turn, are essential for physiological positioning. The results is esthetic quality that works.

The plate system (Split-Cast) is another distinguishing simplification. The magnets are integrated into the articulator. This allows for clean adjustment without corrosion and plaster deposits.

#### Technical data

- > Height: 150 mm
- > Width: 145 mm
- > Weight: 690 g
- > Inner construction height: 100 mm (with Split-Cast)
- > Depth: 160 mm
- > Bonwill triangle: 110 mm
- > Balkwill angle: 25°
- > Retrusive path: 1.5 mm
- > Immediate side shift: 0–2.5 mm fix
- > Condyle path inclination adjustable: 0°–60°
- > Incisal guide: 15°
- > Material: anodized aluminum

## ORDERING DETAILS

### Articulator CA 3.0 1 item

Art. no.	Product
668314	Articulator CA 3.0 with 1 Incisal guide 15°, 1 Incisal pointer, 2 Retention discs, 2 Mounting plates, 1 Supporting rod for upper part (opening stop), 2 Plastering covers, 1 Instructions for use

### Articulator CA 3.0 Accessories

Art. no.	Product	Unit
662496	Instrument holder with flat setting up template	1 item
662497	Flat setting up template	1 item
662498	Facebow Adapter L/R for: > SAM Axioquick AX > Kavo Protar Arcus > Gierbach Artex®-facebow > Ivoclar UTS transfer bow	1 pack of 2 items L/R
681822	Facebow holder	1 item

### Articulator CA 3.0 Spare parts

Art. no.	Product	Unit
681824	Incisal guide 15° standard	1 item
681823	Incisal pointer	1 item
662488	Plastic mounting plates	1 pack of 10 items
662489	Metal mounting plates	1 pack of 2 items
662490	Retention discs	1 pack of 100 items
681828	Plastering covers	1 pack of 2 items
681827	Labels	1 pack of 2 items
662492	O-ring seals	1 pack of 2 items
681825	Vertical guide rod	1 item
681826	Vertical guide rod holder	1 item
662503	Knurled thumb screw A	1 pack of 2 items
662504	Knurled thumb screw B	1 pack of 2 items
662506	Supporting rod for opening stop	1 item





## STATIC POINTER

Primarily, the Static Pointer serves to check the autonomous chewing stability of each individual posterior. This increases the positional stability of the entire denture. It is a simple tool to ensure that the posteriors are positioned over the center of the alveolar ridge. In addition, model analysis points and markings on the bite template can easily be projected on the positioning and adopted. Systematic errors are reduced to a minimum with this tool.

### Benefits for the user

- > Easy to use as suitable for every existing setup system
- > Easy checking of the autonomous chewing stability of individual teeth
- > Ideally complements the Condyliform® II concept and the Gerber setup technique
- > Facilitates model analysis
- > Easy to teach, easy to learn
- > Millimeter scale on base plate

### Benefits for the patient

- > Better positional stability of the dentures
- > No unnecessary restrictions of tongue space
- > Increased chewing ability and wear comfort

### Technical data

- > Weight: 276 g
- > Height: 170 mm
- > Width: 110 mm

The device operates on 3 coin cell batteries (LR44).

The integrated laser corresponds to Class 2.

## ORDERING DETAILS

### *Static Pointer 1 item*

Art. no.	Product
662511	Static Pointer

### *Static Pointer Spare parts*

Art. no.	Product	Unit
662512	Laser pointer	1 item



## POLYMASTER COLD-CURING POLYMERIZATION



### ORDERING DETAILS

#### *POLYMASTER 1 item*

Art. no.	Product
662509	POLYMASTER incl. 2 Magnetic retention plates, 1 Allen key, 1 Instructions for use

#### *POLYMASTER Spare parts*

Art. no.	Product	Unit
662474	Allen key	1 item
662510	Magnetic retention plates	1 pack of 2 items

The POLYMASTER is a polymerization device for the casting/pressing technique using cold-curing polymers. No acrylic flash is produced during processing, which means no more raised bites. The retention system incorporates a magnet. This ensures reliable repositioning of the model. The ease of investing the models makes for gentler handling and prevents incorrect pressing.

#### **Material and Design**

- > Ergonomic Milani design
- > Aluminum lightweight construction
- > Precise conical closure

#### **Inspiring features**

- > No more raised bites
- > No flask clamp
- > Simple handling
- > Replaceable retention system
- > 2 years guarantee on material defects (proper use is assumed)

#### **Economic benefits**

- > Economical use of plaster
- > Time saving of up to 25 minutes versus other press or injection processes

#### **Technical data**

- > Weight: 1.8 kg
- > Height: 9 cm
- > Diameter: 13.5 cm

### Step by Step Instructions



1  
Fill the lower part with plaster.



2  
Invest the wax-up with the side of the silicone index.



3  
Apply plaster to the model and the POLYMASTER lid and close it.



4  
After the setting time of the plaster open the POLYMASTER. Let the mixed AESTHETIC BLUE flow into the counter, the gingivo-buccal fold and palate of the model.



5  
Close POLYMASTER.



## JST FLASK

### HEAT-CURING- POLYMERIZATION

---



The JST flask was developed in collaboration with MDT Jürg Stuck. Three allen screws hold the two halves of the flask together, making the cumbersome flask clamp superfluous. Tapered steel guides center the upper and lower halves of the flask on each other to fit gap-free. When using AESTHETIC Intensive Colors (multicolor packing of the gingiva), incorrect pressing of the layer can be prevented by closing the flask asymmetrically.

#### Inspiring features

- > Top and bottom halves screw together with no clamp required
- > Sturdy material
- > Generous inside diameter for large dentures and partial dentures
- > High flask top section allows denture to be retained in an ideal position
- > Conical inside surfaces to facilitate deflasking of the dentures
- > Precise screw fit due to tungsten carbide screws and guide pins

#### ORDERING DETAILS

##### *JST flask 1 item*

Art. no.	Product
662545	JST flask incl. Allen key for closing the flask halves

##### *JST flask Spare parts*

Art. no.	Product	Unit
662474	Allen key	1 item
662546	Brass cover for lower part of the flask	1 item



# REGISTRATION. ENSURING ESTHETICS AND FUNCTION.

---

Determining jaw relationships is one of the most essential process in partial and full prosthetics. It represents an important link in the logic chain and determines how much time needs to be invested in the further work steps. Esthetics and function can be supported significantly through optimal registration.









## CRS SET 10 CANDULOR REGISTRATION SET



### Set for intraoral registration with relative bearings according to McGrane for full dentures

The registration set is used to record the joint-related central position of the mandible for full dentures.

## CRS SET 15 CANDULOR REGISTRATION SET



### Set for intraoral registration with relative bearings according to McGrane for dentulous or partially dentulous jaws and the reocclusion of full dentures.

The registration set is designed for checking full dentures and for registration of the joint-related central position of dentulous and edentulous jaws.

## ORDERING DETAILS

### CRS Set 10 1 set

Art. no.	Product
662513	CRS Set 10 incl. 1 Registration tip short, 1 Registration tip long, 1 Registration plate, 1 Pin supporting plate small, 1 Pin supporting plate large, 1 Screw and washer for registration plate, 1 Plexiglass plate, 1 CANDULOR Marker, 1 Instructions for use

### CRS Set 10 Spare parts

Art. no.	Product	Unit
662514	Registration tip short	1 item
662515	Registration tip long	1 item
662516	Registration plate	1 item
662517	Pin supporting plate small	1 item
662518	Pin supporting plate large	1 item
662519	Screw and washer for registration plate	1 item
662520	Plexiglass plate	1 item
696276	CANDULOR Marker	1 item

### CRS Set 15 1 set

Art. no.	Product
662521	CRS Set 15 incl. 1 Registration plate 1, 1 Registration plate 2, 1 Registration plate 3, 1 Registration plate 4, 1 Supporting pin plate, 1 Registration tip with sleeve short, 1 Registration tip with sleeve long, 1 Plexiglas roundel, 1 CANDULOR Marker, 1 Instructions for use

### CRS Set 15 Spare parts

Art. no.	Product	Unit
662522	Registration plate 1	1 item
662523	Registration plate 2	1 item
662524	Registration plate 3	1 item
662525	Registration plate 4	1 item
662526	Supporting pin plate	1 item
662527	Registration tip with sleeve short	1 item
662528	Registration tip with sleeve long	1 item
662529	Plexiglass roundels	1 pack à 10 items
696276	CANDULOR Marker	1 item



## CRS SET 20 CANDULOR REGISTRATION SET

---



### Opening and closing registration method

The registration set allows fast and simple determination of jaw relationships in dentulous and edentulous jaws. Smaller occlusal corrections of dentures can also be undertaken directly in the patient's mouth. It is, above all, suitable for patients having difficulty with movements and for patients requiring a lot of room for the tongue. It is also used as part of prosthetic measures and functional therapies.

## CANDULOR MARKER WAX PENCIL FOR MARKING THE REGISTRATION PLATES

---



The CANDULOR Marker is ideal for marking the registration plates of the CRS sets. To do this, the plates must be slightly warmed (e.g. with Bunsen burner, lighter, etc.) and can then be easily marked with the CANDULOR Marker. The wax pencil is water resistant and ideal for marking/labelling smooth surfaces such as metal, glass, cellophane and resins. The markings can be removed with commercially available disinfectants/wipes.

### ORDERING DETAILS

#### *CRS Set 20 1 set*

Art. no.	Product
681829	CRS Set 20 incl. 2 Registration plates small, 2 Registration plates large, 1 Registration tip with sleeve short, 1 Registration tip with sleeve long, 1 CANDULOR Marker, 1 Instructions for use

#### *CRS Set 20 Spare parts*

Art. no.	Product	Unit
681830	Registration plate small	1 item
681831	Registration plate large	1 item
662527	Registration tip with sleeve short	1 item
662528	Registration tip with sleeve long	1 item
696276	CANDULOR Marker	1 item

#### *CANDULOR Marker 1 item*

Art. no.	Product
696276	CANDULOR Marker



## DENTURE BRUSH FOR CLEANING DENTURES

---



### ORDERING DETAILS

*Denture Brush 1 item*

Art. no.	Product
662536	Denture Brush

The CANDULOR denture brush effectively cleans dentures. The large, flat bristle area provides optimum surface contact for thorough cleaning of the external arches. The smaller, wedge-shaped bristle area cleans less accessible parts of the internal arches. Teeth and denture acrylics can thus be thoroughly cleaned from deposits and the remains of food. The nylon bristle tips do not scratch denture bodies. The large, shaped handle makes control of the movement of the brush and denture cleaning easy. The ergonomic design of the handle with its non-slip grip make cleaning easy even for persons with restricted movement.

#### Inspiring features

- > Thoroughly cleans and removes food residues and deposits
- > Does not scratch tooth and denture surfaces
- > Ergonomically shaped handle for control of brush movement
- > The non-slip handle can be securely held, even if the brush is wet



# KNOWLEDGE CONNECTS

*Optimize your professionalism in the field of removable prosthetics. Expand working knowledge and skills as part of the global dental community with the SWISS SCHOOL OF PROSTHETICS. More knowledge and greater skills required for the modern prosthetic resulting from a didactically sound training concept: SWISS DENTURE PROGRAM.*

*You decide on how fast  
you want to progress.*

## **MORE THAN JUST STANDARD ISSUE**

Established for dentists, dental technicians, clinical dental technicians and prosthodontists who do not simply want to offer patients a standard solution but wish to achieve greater certainty as a constant feature of their prosthetic success in practice and laboratory.

## **SWISS DENTURE PROGRAM**

Twelve modules, each divided into six basic, advanced and patient courses for learning, intensifying or repeating theoretical and practical contents in line with the current state of the art knowledge in total prosthetics. Encompassing periodontally or endosseously supported overdentures and removable tertiary constructions.

## **SWISS DENTURE EXPERT BY CANDULOR**

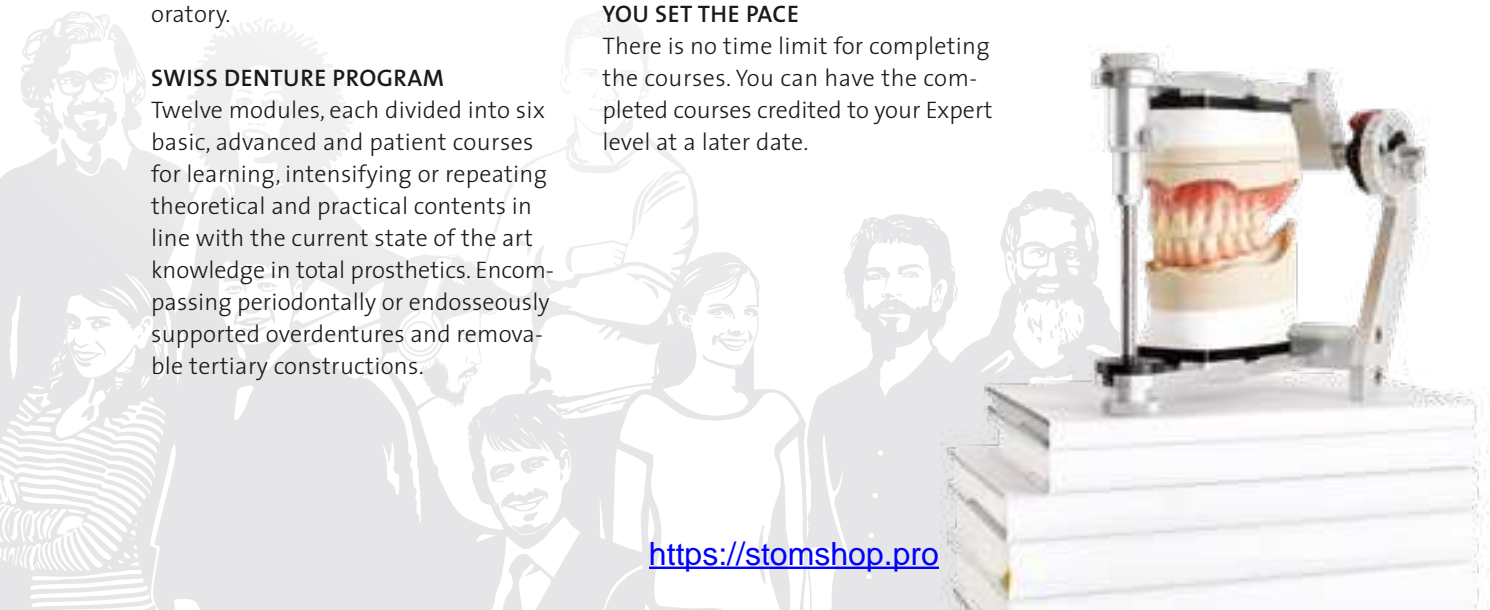
After successful participation in three basic courses and two advanced courses as well as passing the online tests, the title »SWISS DENTURE EXPERT« is awarded.

## **YOU SET THE PACE**

There is no time limit for completing the courses. You can have the completed courses credited to your Expert level at a later date.

Current information on the course program can be found on the SSOP website. Always be among the first to learn about new courses or contributions relating to the SSOP knowledge community by newsletter at:

**[www.ssop.swiss](http://www.ssop.swiss)**





## CANDULOR DEALERS

---

### AUSTRALIA

**Impulsedent Australia**  
Buccan QLD 4207  
T +61 7 3200 4750  
contact@impulsedent.com.au  
www.impulsedent.com.au

### AUSTRIA

**Candulor Dental GmbH**  
78239 Rielasingen-Worblingen  
T +49 7731 79 783-30  
export@candulor.de

### AZERBAIJAN

**IR Dental MMC**  
Baku, AZ1007  
T +994 50 322 85 84

### BELGIUM

**Apex**  
1620 Drogenbos  
T +32 2 376 71 26  
apex@apexdental.be  
www.apexdental.be

### Arseus Lab NV

8790 Waregem  
T +32 800 30 500  
sales@arseus-lab.be  
www.arseus-lab.be

### Improdent bvba

8980 Zonnebeke  
T +32 57 46 95 14  
info@improdent.be  
www.improdent.be

### BULGARIA

**VOP LTD**  
2140 Botevgrad  
T +359 888 96 89 90  
official@vop-bg.com  
www.vop-bg.com

### CANADA

**Central Dental Ltd.**  
Scarborough, Ontario M1W 2P7  
T +1 416 694 11 18  
info@centraldentalltd.com  
www.centraldentalltd.com

### Westan Ltd.

Edmonton, Alberta T5H 3C5  
T +1 780 426 2050  
info@westan.ca  
www.westan.ca

### CROATIA

**Implantološki centar d.o.o.**  
49244 Stubičke Toplice  
T +385 49 28 30 32  
info@implantoloskicentar.hr  
www.implantoloskicentar.hr

### DENMARK

**Cenger Scandinavia A/S**  
8783 Hornsyld  
T +45 7022 7188  
info@cenger.dk  
www.cenger.dk

### ELSTRØM DENTAL A/S

6710 Esbjerg V  
T +45 75 15 00 11  
elstrom@elstrom.dk  
www.elstrom.dk

### FINLAND

**Dental House Oy**  
02570 Siuntio  
T +358 40 2158 825  
info@dentalhouse.fi  
www.dentalhouse.fi

### Plandent OY

00880 Helsinki  
T +358 20 7795 200  
myynti@plandent.com  
www.plandent.fi

### FRANCE

**Rotec Sàrl**  
44350 Guérande  
T +33 2 40 62 11 02  
contact@rotec.fr  
www.rotec.fr

### GEORGIA

**New Line Dental**  
P/E Anzhelika Melik-Marutova  
0102 Tbilisi  
T +995 599 973498  
new-line@new-line.com.ge

### GERMANY

**Candulor Dental GmbH**  
78239 Rielasingen-Worblingen  
T +49 7731 79 783-0  
info@candulor.de  
www.candulor.com

### GREECE

**Mavraidopoulos S.A.**  
10677 Athens  
T +30 210 383 73 34  
info@mavraidopoulos.gr  
www.mavraidopoulos.gr

### HUNGARY

**DentAvantgArt Division KFT.**  
9400 Sopron  
T +36 99 314 931  
info@dentavantgart.hu  
www.dentavantgart.hu

### ICELAND

**Dentali EHF**  
108 Reykjavik  
T +354 896 8935  
dentali@simnet.is

### IRELAND

**@mire 3D Dental Ltd**  
Dublin 12  
T +353 1 450 9007  
info@mire-dental.ie  
www.admire-dental.ie

### ITALY

**Alberti Forniture Dentali e Ospedaliere S.R.L.**  
25125 Brescia (BS)  
T +39 030 353 2856  
clienti@albertifordent.it  
www.albertifordent.it

### Brocadello Dario – Forniture Dentali

35020 Albignasego (PD)  
T +39 049 687 680  
info@brocadello.com  
www.brocadello.com

### CKEMMER S.R.L.

87036 Rende (CS)  
T +39 0984 40 42 88  
corradomazzuca@yahoo.it

### Dental Working di Reginato Michele

31040 Nervesa della Battaglia (TV)  
T +39 340 878 1389  
michele.reginato@dentalworking.it

### Dentalcomm S.R.L.

59100 Prato (PR)  
T +39 0574 27500  
info@dentalcomm.it  
www.dentalcomm.it

### Dentaltorino S.R.L.

10139 Torino (TO)  
T +39 011 771 20 34  
info@dentaltorino.com  
www.dentaltorino.com

### FP Dental S.R.L.

90146 Palermo (PA)  
T +39 091 524828  
info@fpdental.com

### G7 S.R.L.

16129 Genova (GE)  
T +39 010 553 01 47  
info@g7dental.com  
www.g7dental.com

### Gerhò S.p.A.

39018 Terlano (BZ)  
T +39 0471 066000  
gerho@gerho.it  
www.gerho.it

### Ixdent Snc

00172 Roma (RM)  
T +39 06 230 82 42  
ixdent@libero.it

### Job Dental S.R.L.

40133 Bologna (BO)  
T +39 051 571 989  
info@jobdental.eu  
www.jobdental.eu

### Macro dental

65124 Pescara (PE)  
T +39 085 415 3295  
info@macro dental.it

### Metaldent S.R.L.

00168 Roma (RM)  
T +39 06 629 00 74  
metaldentsrl@gmail.com

### Newell Pharma S.R.L.

10126 Torino (TO)  
T +39 011 696 47 00  
newell03@newellpharma.191.it

### NORDENTAL S.R.L.

24035 Curno (BG)  
T +39 035 507 411  
info@nordental.it  
www.nordental.it



**Premium Dental S.R.L.**  
27058 Voghera (PV)  
T +39 0383 398005  
ordini@premiumdental.it

**Russo Forniture Dentali Di Maria Iannone & C. S.A.S**  
80040 Cercola (NA)  
T +39 081 733 35 72  
russofornituresas@libero.it

**S.P. Dental Supplies S.R.L.**  
20159 Milano (MI)  
T +39 02 668 097 24  
contact@spdental.com  
www.spdental.com

**Schuetz Dental Sardegna S.R.L.**  
07100 Sassari (SS)  
T +39 079 212376  
schuetz.d@tiscali.it

**Union Group S.R.L.**  
70123 Bari (BA)  
T +39 080 5235 738  
info@uniongroupsrll.it

**JAPAN**  
**Rinkai Co., Ltd.**  
Tokyo 160-0012  
T +81 3 3359 4321  
rinkai@rinkai-tokyo.co.jp  
www.rinkai-tokyo.co.jp

**LITHUANIA**  
**MB Dentina LT**  
92125 Klaipėda  
T +370 46219875  
info@implantavimas.lt  
www.implantavimas.lt

**LUXEMBOURG**  
**Lux Dental-Prodiba Sàrl.**  
1450 Luxembourg  
T +352 42 00 28  
luxdenta@pt.lu  
www.luxdental.lu

**MACEDONIA**  
**Promedika**  
1000 Skopje  
T +389 2 3248 400  
dental@promedika.com.mk  
www.promedika.com.mk

**NETHERLANDS**  
**Arseus Lab BV**  
1327 AG Almere  
T +31 36 521 83 30  
info@arseus-lab.nl  
www.arseus-lab.nl

**Dental Noord**  
8926 RA Leeuwarden  
T +31 58 280 40 56  
info@dentalnoord.nl  
www.dentalnoord.nl

**Dental Union Nieuwegein**  
3439 LD Nieuwegein  
T +31 30 288 88 88  
nieuwegein@dentalunion.nl  
www.dentalunion.nl

**NEW ZEALAND**  
**Ivoclar Vivadent Ltd.**  
Auckland 0751  
T +64 9 914 9999  
www.ivoclarvivadent.co.nz

**POLAND**  
**Dental Professionals**  
01-586 Warszawa  
T +48 516 519 048  
zamawiam@  
dentalprofessionals.pl  
www.dentalprofessionals.pl

**PORTUGAL**  
**Goldentav**  
4400-045 Canidelo VNG  
T +351 224 884 026  
geral@goldentav.com  
www.goldentav.com

**ROMANIA**  
**Dentana Cas Impex S.R.L.**  
062289 Bucharest  
T +40 21 434 10 02  
birou@dentanacas.ro  
www.dentanacas.ro

**Doriot Dent S.R.L.**  
Arad  
T +40 257 254 638  
office@doriotdent.ro  
www.doriotdent.ro

**NEW YORK DENTAL S.R.L.**  
400664 Cluj-Napoca  
T +40 264 538 859  
office@newyorkdental.ro  
www.newyorkdental.ro

**TEHNODENT POKA S.R.L.**  
300567 Timisoara  
T +40 256 246 114  
comenzi@poka-dent.ro  
www.poka.ro

**RUSSIA**  
**Hariko Denta Med**  
115114 Moscow  
T +7 495 913 66 06  
info@hariko.ru  
www.hariko.ru

**JNB RUS**  
125315 Moscow  
T +7 495 504 10 64  
info@zd-m.com  
www.zd-m.com

**Vital EBB**  
620144 Jekaterinburg  
T +7 343 287 62 44  
office@vitalevv.ru  
www.vitalevv.ru

**SERBIA**  
**PLAST-DENT DOO**  
18000 Niš  
T +381 18 230 984  
office@plastdent.com  
www.plastdent.com

**SLOVENIA**  
**Beckers d.o.o.**  
4220 Skofja Loka  
T +386 40 226 767  
vesna@beckers.si

**SPAIN**  
**Garzón, Productos y Servicios Dentales, S.L.**  
31230 Viana (Navarra)  
T +34 941 262 048  
garzon@dentalgarzon.com  
www.dentalgarzon.com

**SWEDEN**  
**Lifco Dental AB**  
745 85 Enköping  
T +46 72 717 59 33  
ir@lifco.se  
www.lifco.se

**SWITZERLAND**  
**Curaden AG**  
8953 Dietikon  
T +41 800 33 68 25  
labor@curaden.ch  
www.curaden.ch

**Kaladent AG**  
Unor Zahnverkauf  
8902 Urdorf  
T +41 844 35 35 35  
info@kaladent.ch  
www.kaladent.ch

**PX Dental SA**  
2074 Marin  
T +41 32 924 21 20  
pxdental@pxgroup.com  
www.pxdental.com

**TURKEY**  
**Indenta Yildirimilar Medikal A.S.**  
34365 Şişli/Istanbul  
T +90 212 231 37 15  
info@indenta.com.tr  
www.indenta.com.tr

**UNITED KINGDOM**  
**Tooth Express Ltd.**  
Sheffield S9 2RX  
T +44 114 242 4048  
enquiries@tooth-express.co.uk  
www.tooth-express.co.uk

**UNITED STATES**  
**Ivoclar Vivadent Inc.**  
Amherst, NY 14228  
T +1 800 533 6825  
www.ivoclarvivadent.us



Create the best

CANDULOR AG  
Boulevard Lilienthal 8  
CH-8152 Glattpark (Opfikon)  
T +41 (0)44 805 90 00  
F +41 (0)44 805 90 90  
candulor.com  
candulor@candulor.ch



The illustrations and information provided  
are not a guarantee for features/properties.